



PROTEC² CLIQ™

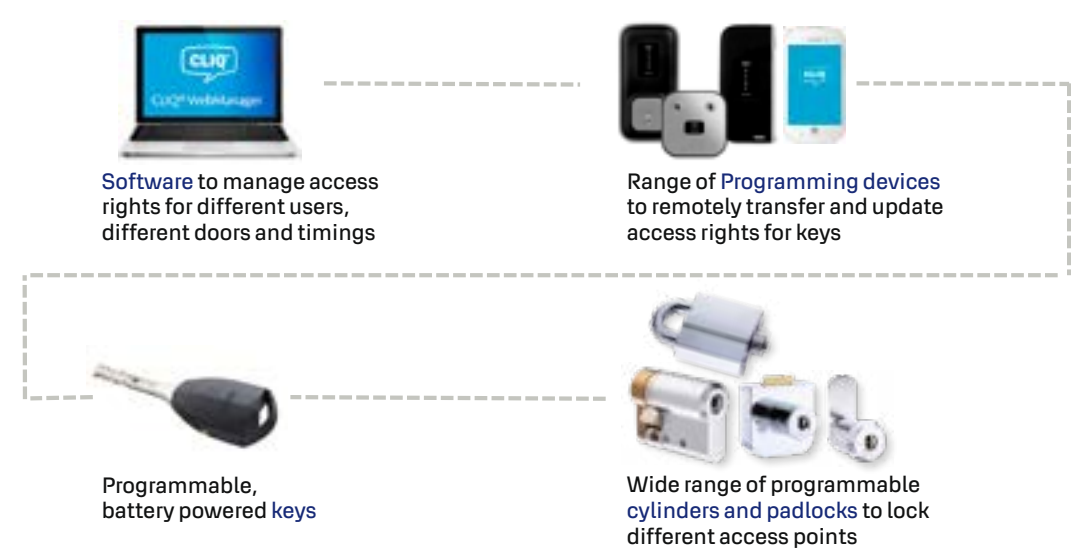
Technical brochure



ABLOY

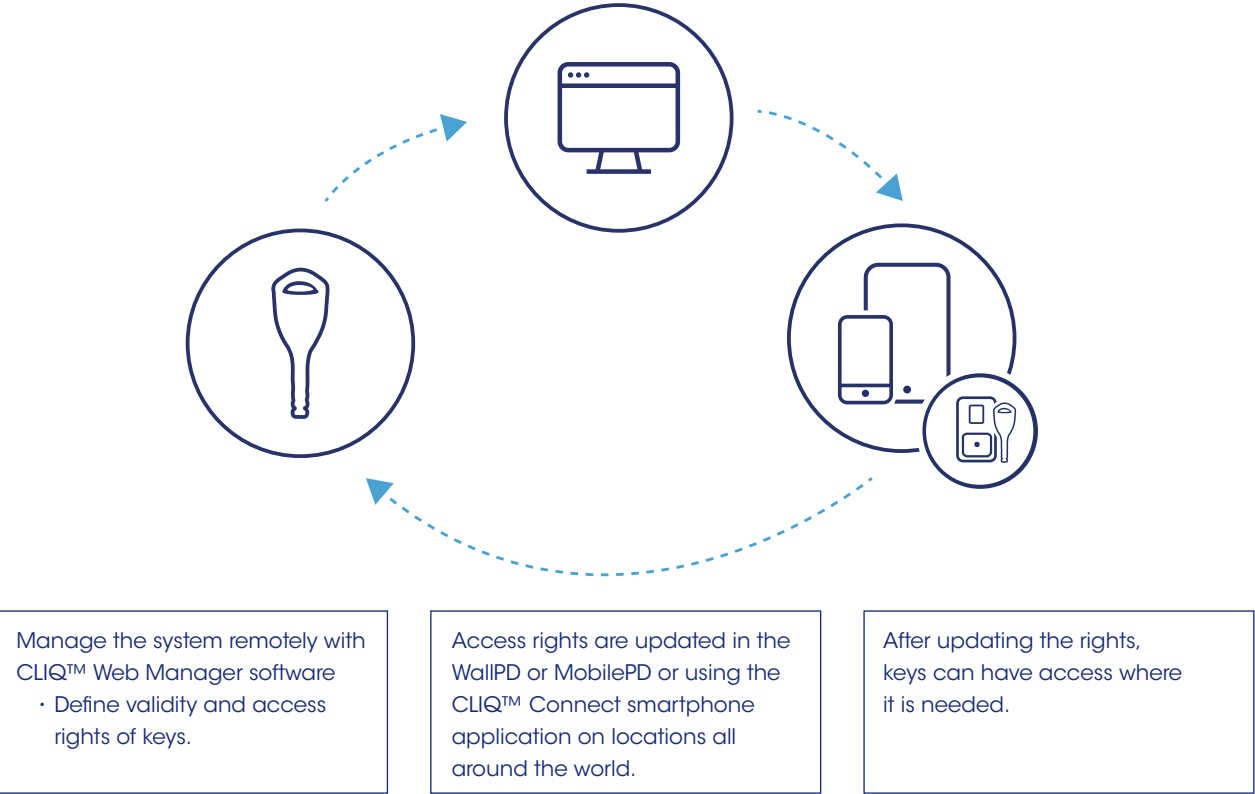
PROTEC² CLIQ™ SYSTEM

PROTEC² CLIQ™ is an access management system based on detainer disc cylinders and electronic identification. ABLOY PROTEC² which is based on the patented rotating disc cylinder mechanism, takes care of the mechanical security at your site, while electronic CLIQ™ technology allows flexible control of keys and access rights. PROTEC² CLIQ™ combines both technologies into one effective solution.



How system works?

Browser-based CLIQ™ Web Manager allows to change access rights whenever and wherever required.



PROTEC² CLIQ™ keys are also available as Connect keys that can be wirelessly programmed using CLIQ™ Connect smartphone application in addition to Remote programming devices (RemotePDs) and local programming devices (LocalPDs). This enables the users to update their keys while in the field.

AN INTELLIGENT COMBINATION OF ELECTRONICS AND MECHANICS AND ONLINE OPENING WITH SMARTPHONE APPLICATION

ELECTRONIC CLIQ™ TECHNOLOGY

- CLIQ™ technology which is especially designed for locking industry provides unique identification for every opening through encrypted communication
- Battery inside the key provides wireless function of time and calendar with audit trail
- Calendar and time-based access rights are easy to change remotely
- Mechanical system is easily and cost-efficiently expandable with CLIQ™ properties



MECHANICAL ABLOY PROTEC²

- Durable design without springs and pins
- Disc Blocking System – patented feature that stops attempts to manipulate the discs
- The key and cylinder features are patented until 2031
- 1,97 billion different key combinations
- The symmetrical key can be inserted both ways
- Only one key needed for each user
- Reliable function in severe environments

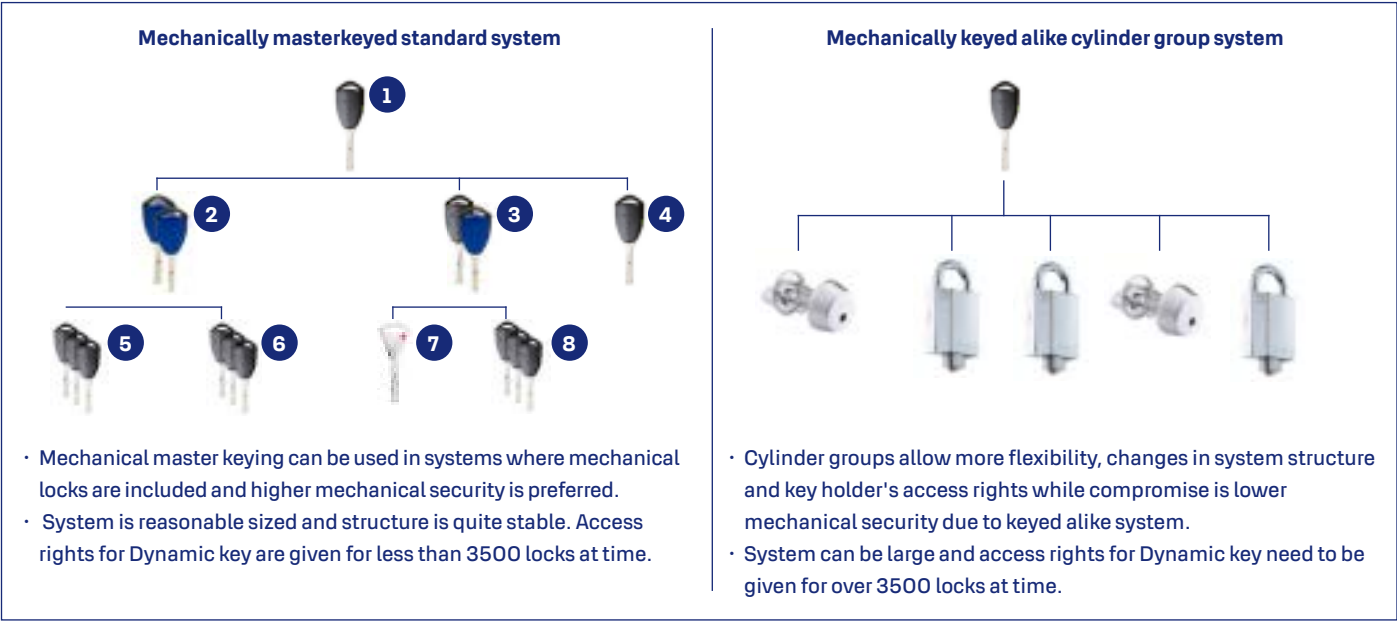


CLIQ™ CONNECT TECHNOLOGY

- CLIQ™ Connect keys can be updated with a smartphone application
- Enables keys to be updated by the keyholders while working in the field
- For keys with the Online opening feature the key's access rights are checked in real time when the key is entered to a cylinder
- Key audit trail is transferred to CLIQ™ Web Manager when the key is updated with the smartphone application
- PIN validation allows keyholders to activate the key in offline environments, and ties the responsibility of a key closer to the keyholder



System types



Applications

PROTEC² CLIQ™ is used among professional end users such as utilities, telecom, petroleum, transportation, hospitals, governmental institutions, banks and museums and railways.



Keys

The PROTEC² CLIQ™ key has a metal shaft and IP57 rated plastic bow which holds the electronics and battery. IP rating is in accordance with IEC 60529. All PROTEC² CLIQ™ keys are equipped with a realtime clock and a memory to allow time-based functions and collection of audit trails.

The PROTEC² CLIQ™ keys are also available as CLIQ™ Connect keys. CLIQ™ Connect keys can be updated via bluetooth using CLIQ™ Connect smartphone application.

PROTEC² CLIQ™ USER KEY SPECIFICATIONS:

- Battery lifetime up to 10 years of operation and battery easy to change by opening a plastic cover. Realized battery life is depending on frequency of usage and environmental conditions.
- For bluetooth operated CLIQ™ Connect keys, battery life time is approximately 1 year. Realized battery life is depending on frequency of usage and environmental conditions.
- Battery type is CR2450N
- Buzzer indication and bicolor LED on both sides of the key
- Additional RFID cover available for use with transponders for access control readers. Available also with a Mifare 1K Tag installed to the cover.
- Additional color covers available
- IP57 certified in accordance with IEC 60529.
- Operating temperature is -20 ~+50
- Time functionalities available in all user keys (Validity settings, schedules, time stamps in audit trails)

NORMAL USER KEY

Normal user key is intended for cases where access rights are stable (e.g. grand master key) or changes are very rare. Changing the access rights for normal user key is done by changing electronical openings inside CLIQ™ locks via programming key, since there is no list of authorised locks on the key. Electrical openings in locks are defined in the locking planning software when the system is ordered and preprogrammed to the locks at the factory.



DYNAMIC KEY

Dynamic key is intended for cases when access rights often change as it is easy to program changed access rights directly to user keys. Authorised cylinder and/or cylinder groups needs to be programmed to dynamic keys via customer software (locally or remotely).



PROGRAMMING KEY

Programming key is used as a credential to access the CLIQ™ Web Manager software. Administrator can create programming tasks in CLIQ™ Web Manager and the tasks are distributed to programming keys with localPD or Remote programming devices (eg. WallPD or CLIQ™ Connect app) in the field. Also cylinders´ audit trails can be retrieved with a programming key.





CLIQ™ CONNECT KEY

All keys are also available as bluetooth versions which enables them to be updated wirelessly.



CLIQ™ keys

		BATTERY LIFE	CUSTOMER DENIED VALIDITY	AUDIT TRAIL	FOREIGN AUDIT TRAIL	LIST OF LOCK OR LOCK GROUPS	WEEKLY SCHEDULES	OMPATIBLE WITH CONNECT APP	ONLINE OPENING	REALTIME AUDIT TRAIL	PIN VALIDATION
PROTEC² CLIQ™											
Normal user key	TQ406/TQG406	Up to 10y	x	2 000	20		50				
Dynamic key	TQ407/TQG407	Up to 10y	x	2 000	20	3 500	50				
Programming key	TQ403/TQG403	Up to 10y	x	10 000							


		BATTERY LIFE	CUSTOMER DENIED VALIDITY	AUDIT TRAIL	FOREIGN AUDIT TRAIL	LIST OF LOCK OR LOCK GROUPS	WEEKLY SCHEDULES	OMPATIBLE WITH CONNECT APP	ONLINE OPENING	REALTIME AUDIT TRAIL	PIN VALIDATION
CLIQ™ Connect keys											
Normal user key	TQB406/TQGB406	1y	x	2 000	20		50	x			x
Dynamic key	TQB407/TQGB407	1y	x	2 000	20	800	50	x			x
Programming key	TQB403/TQGB403	1y	x	8 000				x			x
Online opening key	TQC407/TQGC407	1y	x	2 000	20	800	50	x	x	x	x

PROTEC² CLIQ™ REMOTE AND CLIQ™ CONNECT KEYS ARE COMPATIBLE WITH REMOTE PROGRAMMING DEVICES.

OPERATION INSTRUCTIONS

Use the cylinders with the key in a normal way, like using mechanical cylinders.
After inserting the key into the cylinder’s keyway wait for the sound signal before starting to turn the key. Signals are:


1 beep and green LED



OK

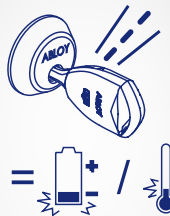
Key accepted, the lock can be opened after the beep.

3 beeps and red LED




The key is denied, it is unauthorized by either code or time.

3 long beeps and green LED




The battery maybe weak or cold (try warming the key in your hand).

No beep




In that case the lock cannot be opened and the battery must be replaced.


To ensure proper function of your PROTEC² CLIQ™ key, please note following precautions:




Avoid dropping the key.




Keep the key away from dirt and moisture.




Do not use excess force on the key to pull doors open with it.




Avoid exposing the key to excessive heat or coldness.



Remove the battery cover and then insert a new battery to the key.



Incorrect lubrication is harmful for cylinder electronics. Use only ABLOY oil.



This product contains a button cell battery. Do not swallow the battery.

PROGRAMMING DEVICES

PROTEC² CLIQ™ keys can be updated locally via the local programming device and also remotely with the remote programming devices. Remote features allow collection of audit trails, updating key’s access rights, schedules and enables the use of key revalidation.

WALLPD PDA100

WallPD is an indoor remote programming device which is used for updating keys. WallPD is creating connection between key and CLIQ™ Remote server. The communication between CLIQ™ Remote server, WallPD and the PROTEC² CLIQ™ key is encrypted for maximum security.

- Wall mounted remote programming unit
- Locking system specific
- No data storage
- IP42 rated
- LAN connection
- Power through 12–24 voltage adapter or PoE (Power over Ethernet)
- Support for proxy server
- Plug&play capability*
- Offline update capability



MOBILEPD PDA200

MobilePD is a portable and personal programming device which is an optimal choice for a keyholder when PROTEC² CLIQ™ key needs to be updated in various locations. MobilePD acts the same way as the WallPD regarding key update, but gets power from AAA-batteries and connection to Internet via a mobile phone (Bluetooth) or laptop (USB).

- Powered by standard 4x AAA batteries
- PDA200 Bluetooth & USB (for mobile phone and PC)
- Support for proxy server
- Plug&play capability*
- Offline update



*RemotePD plug&play requirements:

- CLIQ™ Web Manager with DCS integration
- DHCP in use
- No proxies set up for RemotePD
- Network connection. Customer is responsible for all necessary network connection needed for the System and all related costs.

OUTDOOR WALLPD PDA120

Outdoor WallPD is a remote programming device which can be installed outdoors and in hostile locations. Like the WallPD, outdoor WallPD connects to remote server via Ethernet and supports PoE.

- IP57 Water & dust protection
- IK9 Attack resistance



CLIQ™ READER TQ124

The CLIQ™ reader is a relay-controlled device which sends a signal to other devices or systems such as electric locks or alarm systems. CLIQ™ reader can be installed outdoors as it fulfills IP53 rating. It has a PROTEC² CLIQ™ cylinder inside thus it accepts only a key with correct access rights.

The escutcheon of the CLIQ™ reader is installed outdoors next to the entrance. It is wired with the relay box which can be installed indoors. Relay operation is performed only when a key has correct access. Also the reader can be programmed with a programming key as any other CLIQ™ lock.

- Power input 12–24 VDC –10 / +15%
- Power consumption 60mA
- Relay load max. 0,8A 30V AC/DC resist 20W
- Max. 2 meter length of the wire between escutcheon and electronics.
- Note to cut the cable to proper length, do not extend the cable.



WALLPD WITH READER PDA110

The WallPD with reader consists of 2 parts. It is a WallPD with a external escutcheon. The WallPD is installed indoors while the escutcheon, which has IP53 rating, is installed outdoors next to the entrance door. The escutcheon is connected to the Wall PD with a 2 meter cable.

- Maximum wire length 2 meters
- Inside unit specs same as PDA100
- Keys can be updated in both devices
- Does not contain a relay box



LOCAL PROGRAMMING DEVICE PDA500

LocalPD is a PROTEC² CLIQ™ key programming device which is connected to a PC. LocalPD is used to authenticate administrators to CLIQ™ Web Manager system with the programming key and to program PROTEC² CLIQ™ keys locally.

- USB connection to PC
- Requires drivers (plug-and-play installation)
- USB powered
- Is used with CLIQ™ CONNECT PC App



CLIQ™ CONNECT

PROTEC² CLIQ™ user keys and programming keys are also available as CLIQ™ Connect keys that can be programmed using the CLIQ™ Connect smartphone application in addition to the RemotePDs and the localPD. This enables the keyholders and administrators to update their keys while in the field. Also the audit trail is transferred to CLIQ™ Web Manager when the key is updated.

Keys with Online opening feature use the CLIQ™ Connect application to check access rights in real time when the key is inserted to a cylinder. This enables real time access control for locations without landline internet connection.

CLIQ™ CONNECT also enables using an additional PIN-code to activate the keys. This enables key activation even in circumstances where there is no network connection available. As the PIN is something only the designated user knows the security level is increased.

CLIQ™ Connect keys use Bluetooth Low Energy technology to communicate with the application. The CLIQ™ Connect application then uses the smartphone's internet connection to connect to the CLIQ™ Remote application server in order to update the key's access rights and validity.








CLIQ™ Connect smartphone application is available at Apple App Store and Google Play Store.

It is possible to keep multiple CLIQ Connect keys paired in the application at a time. The maximum number of simultaneously paired CLIQ Connect keys depends on the device and circumstances.

End-to-end HTTPS connections (TCP port 443) must to be allowed to CLIQ™ Remote server.



CLIQ™ Devices

	REMOTE UPDATE OF CLIQ KEYS	OFFLINE UPDATE	OPERATES RELAY	CONNECTION TYPE	POWER	PIN VALIDATION	
WallPD	x	x		LAN	12/24VDC or POE 3W		
MobilePD USB/ Bluetooth	x	x		Bluetooth to smartphone, USB to PC	4 x AAAbattery/ USB		
LocalPD	(x) 1			USB to PC	USB		
WallPD with reader	x	x		LAN	12/24VDC or POE 3W		
Outdoor WallPD	x	x		LAN	12/24VDC or POE 3W		
Connect APP	x			Bluetooth to CLIQ™ Connect Key	Smartphone, IOS/Android	x	
CLIQ™ reader TQ124			x		12/24VDC 1,5W		

CYLINDER FUNCTION

PROTEC² CLIQ™ cylinder contains mechanical cylinder structure of unique PROTEC² structure with nine discs. In addition the cylinder contains PROTEC² CLIQ™ cylinder electronics which controls the electronic blocking system. This electronically controlled cylinder blocking is realized by using a small electric motor to guide the turning of one detainer disc. The cylinder itself has no electric power source. This means no need of wires or battery change to the cylinders.

PROTEC² CLIQ™ key structure allows it to operate not only the PROTEC² CLIQ™ electronic cylinders but also mechanical PROTEC² cylinders with eleven discs. PROTEC² CLIQ™ key bow contains key electronics and battery to power the functions of the cylinder.

Electronic communication between the key and the cylinder happens via bipolar galvanc contacts. The key shaft itself functions as one pole the other one being an insulated metal strip on the side of the key shaft. Also the power to carry out the cylinder’s functions, is supplied via these contacts.

When appropriate and functioning key is inserted into a cylinder, the electronic communication is activated between the key and the cylinder. If the key is authorised to open the cylinder, the battery in the key powers the opening and closing function of the electronic blocking of the cylinder. Both cylinder audit trail and key audit trail are stored simultaneously.

CYLINDER MEMORY

	CYLINDER MEMORY CAPACITY
Authorized key groups/programming keys (max. 65535 keys in each group)	1800
A list of unauthorized keys	3000
Audit trail	2000
Foreign audit trail	20

ADVANCED CYLINDER FEATURES

Sequence lock

CLIQ™ cylinders are also available with the sequence lock feature that can be programmed to the cylinder memory in the factory.

This lock type will require two valid keys to be inserted to the cylinder before the lock can be opened. When the first valid key is inserted, the lock does not indicate or open. If a second valid key is entered within 1 minute, the lock will open. The sequence starts from the beginning after one minute has passed.

Delay lock

CLIQ™ cylinders are also available with the Delay lock feature that can be programmed to the cylinder memory in the factory.

This lock type will open with predefined delay period after key's activation and expiration time. When key activation time is 12:45, expiration time is 14:00 and delay time is set to 15 minutes then lock can be opened between 13:00 and 14:15. It is recommended to use a short revalidation time in cylinders.

PRODUCT RANGE

WIDE PRODUCT RANGE

			
Robust and IP68 classified padlocks with CLIQ™ functionality for the harsh conditions.	Suitable lock cylinders for every door. Available also inbuilt with dust protection.	Cabinet locks and cam locks with or without CLIQ™.	Key deposits for storing route keys securely.

CLIQ™ Web Manager

CLIQ™ Web Manager (CWM) is a Web-based software that enables the management and control of PROTEC² CLIQ™, an electromechanical locking system enabling control over access authorizations and key holder activities. The CLIQ™ system presents a solution that provides the reliability of mechanical keys and cylinders as well as the security and flexibility inherent in electronic locks. The CLIQ™ Web Manager user interface is currently available in 23 different languages.

BASIC FEATURES

1. SECURE LOGIN TO MANAGEMENT SOFTWARE

- a. Triple authentication login requires local programming device, programming key with PIN code and a valid programming key certificate for the web browser.

2. USERS AND PRODUCTS

- a. Creating, importing and editing user information
- b. Handing out and handing in keys to users
- c. Managing lost keys
- d. Managing broken keys and cylinders and also product replacements
- e. Changing cylinder status and location information
- f. Handling cylinders in different time zones
- g. Managing remote programming devices
- h. Searching, viewing and exporting information on users and components

3. ACCESS RIGHTS

- a. Defining, restricting and changing access rights
- b. Time based access rights are available for all user keys. It is possible to set validity settings (inactive, active between a time period or always active), weekly schedules and an additional revalidation for all user keys.

4. AUDIT TRAILS

- a. Collecting, viewing and exporting key and cylinder audit trails. Audit trail events can be automatically collected from user keys during remote programming.

5. RECEIPTS AND REPORTS

- a. Printing key hand out and hand in receipts
- b. Viewing, exporting and printing reports of system like keys, cylinders, persons and audit trails.

ADVANCED FEATURES

1. ADMINISTRATION ROLES

- a. are used for defining the functions a locking system administrator is allowed to perform. The functions visible in software depend on the role assigned to the programming key used by the administrator who is logged in. Administrators only have access to functions they need in their work. For example, an administrator responsible for key management may only have access to the hand out/hand in and the key lost/broken procedures.

2. DOMAINS

- a. are an administrative grouping feature which allows control over the specific parts of a locking system to which administrator has been granted access. A domain consists of a set of cylinders/cylinder groups, user keys and persons typically associated with a geographic or administrative region. Programming keys associated with a domain are only given administration rights for the included cylinders.

3. REMOTE PROGRAMMING

- a. is a feature for writing information to user keys and programming keys via remote programming devices. For user keys it is possible to change cylinder authorizations (only for dynamic keys), validity settings and weekly schedules via remote updates. The latest audit trails can be also automatically downloaded from the key to the software during remote update. For programming keys it is possible to assign cylinder programming tasks via remote updates.
- b. CLIQ™ system can also include CLIQ™ Connect keys which support remote programming via CLIQ™ Connect smartphone application.

4. ONLINE OPENING

- a. is a feature that can be set on CLIQ™ Connect keys. Once a key is entered to a cylinder, it will request access rights from the CLIQ™ Web Manager software via smartphone app in real time. If access rights are approved in the software the key can open the lock. Key will always request online opening for every cylinder it can access.

5. KEY REVALIDATION

- a. is a feature ensuring that keys are updated at certain time intervals. With key revalidation, keys must be inserted in a RemotePD ("revalidated") at specified time intervals to stay active. Once revalidated, the key stays active for the number of days, hours, and minutes specified as the revalidation interval, counting from the time it was revalidated. If a key is not revalidated within the specified interval, it becomes inactive until it is revalidated again.

6. CYLINDER GROUPS

- a. is a set of cylinders which is used to simplify the administration in locking systems with many cylinders. Access can be given to a cylinder group in the same way as to a single cylinder. Combinations of cylinder groups and single cylinders can be used to create higher flexibility. Cylinder groups are optional feature and can be defined during planning of the system.
- b. Note! All CLIQ™ locks needs to be mechanically keyed alike in cylinder group systems.

7. ACCESS PROFILES

- a. are used to give people who have specific roles the required accesses without having to configure each key individually. Keys and users can be associated to access profiles. The access profile then determines where the associated users and keys have access to. Access profiles can be freely defined in the software for example per user group office workers, cleaners, maintenance, etc. Access profiles work dynamically. If changes are made on access profile, system will generate remote programming tasks for each associated key automatically.

8. FLEXIBLE REVALIDATION

- a. is a feature that makes it possible to set the key revalidation interval per access profile and per cylinder group. This feature is useful when the security level of cylinders or access profiles in the system varies. For example access to server room is considered to be more sensitive than access to a meeting room or more frequent revalidation might be required for subcontractors as compared to company's own employees.

9. TEMPORARY ACCESS GROUPS

- are used to temporarily expand the access of keys by associating them with a selection of access profiles, cylinder groups and individual cylinders. The access of a temporary access group is the combined access of the included access rights during a time period that is defined with a start and an end date. Start date defines the time when temporary access rights are available from remote programming devices and end date defines the time when access right removal tasks are downloadable. This feature should be used together with key revalidation to ensure keys are frequently updated. This feature is useful for example in a case where one or more maintenance technicians are on call and need temporary access for multiple sites during their shift.

10. OFFLINE UPDATES

- is a function that enables keys to be revalidated through a RemotePD even if the device has temporarily lost its network connection. This is useful in situations when it is critical that a key can get its validity extended even if the network connection is unstable. Updates of accesses cannot be made in offline mode. Offline Update is configurable per RemotePD.

11. INTEGRATIONS

- with a third party systems (like HR system, or an access control software) are possible through SOAP Web Services interface.

INSTALLATION OPTIONS

Customer has two options in ordering CLIQ™ Web Manager software. Customer can either choose software as a services (SaaS) or own in-house installation option.

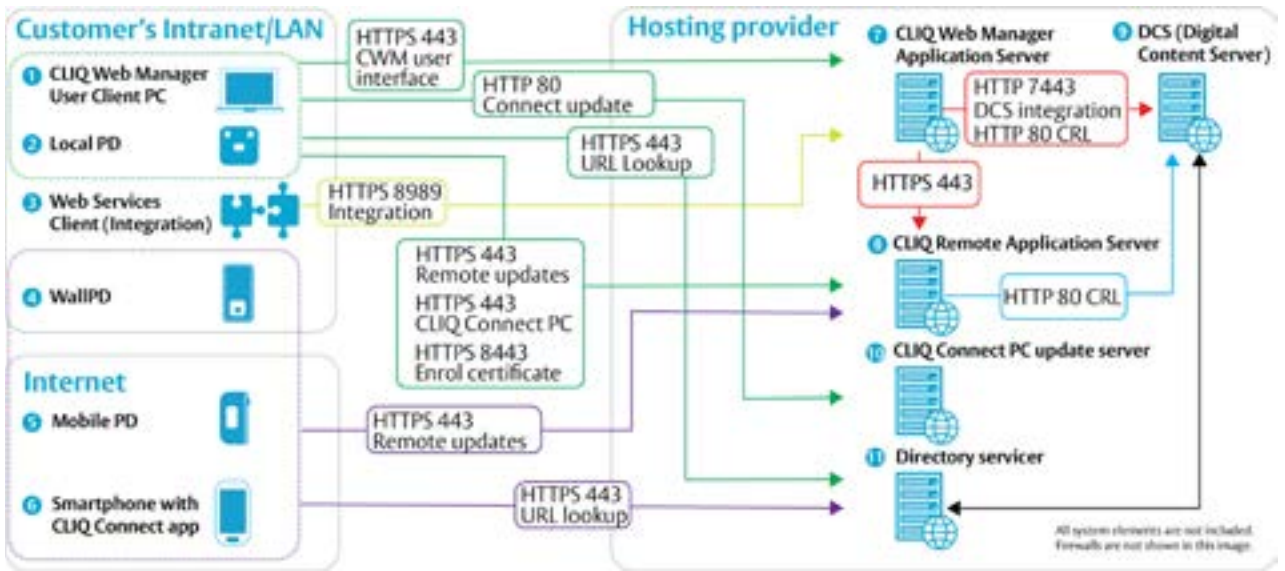
SOFTWARE AS A SERVICE (SAAS)

Software as a Service means that installation and maintenance of CLIQ™ Web Manager environment is provided as a service by Abloy. Software upgrades, backups of databases and importing extensions to locking system are done automatically. Customer only needs to setup network connections to CLIQ™ Web Manager and CLIQ™ Remote services and deploy client PC(s) for CLIQ™ Web Manager software usage. Service description, SLA and detailed conditions are described in CLIQ™ Web Manager service description.

Abloy hosted CLIQ™ Web Manager Environments:

- Service availability: 24/7, High-availability environment
- All CLIQ™ services are monitored 24/7
- Platinum support available 24/7 for critical and high priority incidents reported by the customer

Below picture presents the overview of software as a service setup. Customer's network and devices are found on the left side of the picture and hosting provider's environment is depicted in the right side. Please notice the required network connections and the direction of arrows pointing out where connections are initiated from the picture.



SERVICE	EXAMPLE URL
CWM	https://cwm00.abloy.com:443/CLIQWebManager
CLIQ™ Remote	https://remote00.abloy.com:443/CLIQRemote
Certificate enrollment	https://remote00.abloy.com:8443/CLIQWebManagerEnrolment
CLIQ™ Connect PC update server	https://cliqconnect.assaabloy.com

ABBREVIATION	EXPLANATION
HTTP	Hyper Text Transfer Protocol
HTTPS	Hyper Text Transfer Protocol Secure
CRL	Certification Revocation List
URL	Uniform Resource Locator

Note: It is possible to setup a proxy server between remote programming devices and CLIQ™ Remote server. Proxy settings are set up in CLIQ™ Web Manager user interface and configured to remote programming devices during deployment phase.

CUSTOMER’S OWN IN-HOUSE INSTALLATION

CLIQ™ Web Manager system can be installed to customer’s own environment. Customer is then responsible of setting up, installing and maintaining the environment for CLIQ™ system, installing the software, taking regular backups of databases and other maintenance tasks such as software version updates and importing extensions.

Abloy will provide software installation packages including CLIQ™ certificates to customers. Certificates includes locking system specific certificates for each remote programming device and programming key and also certificates for installation. The certificate file for installation is called serverbundle.ccb. CLIQ™ Remote server’s hostname (e.g. CLIQ™remote.mycompany.com) is embedded to serverbundle file to make CLIQ™ installation more secure and use standard security methods. Therefore customer needs inform CLIQ™ Remote server’s hostname to Abloy before serverbundle file can be created and delivered to customer.

TLS CERTIFICATES FOR CLIQ™ WEB MANAGER

Customer needs to purchase or create third-party TLS certificates for CLIQ™ Web Manager application and CLIQ™ Web Manager Enrolment application. Both applications are accessed using web browsers from client PCs. TLS certificates needs to be issued by a certificate authority (CA) that is trusted by these web browsers; otherwise web browsers cannot authenticate the server. The users will be informed by a security warning that the server cannot be trusted. Enrolment application is used for fetching new certificates for programming keys and CLIQ™ Web Manager application is the management software. Enrolment application is installed if DCS integration is in use and is available from CLIQ™ Remote server.

It is highly recommended to get certificates issued by a CA that is trusted by default by the supported web browsers to avoid configuration at each client. Examples of such CAs are VeriSign, Comodo and RapidSSL and the product name for this type of certificate is usually “TLS certificate” or “SSL certificate”.

As the certificate must be issued to the correct server host name (Fully Qualified Domain Name, FQDN), e.g. “CLIQ™webmanager.mycompany.com”, it is only possible to order certificates from a CA if you are the legitimate owner of the domain used, in this example “mycompany.com”.

Address the CA of your choice for instructions on how to purchase TLS server certificates. TLS server certificates are required when installing and configuring CLIQ™ application on servers. Customer will need one certificate for CLIQ™ Web Manager application and one for enrolment application. In the ordering phase, it is required to mention FQDNs for both servers (e.g. CLIQ™webmanager.mycompany.com and CLIQ™remote.mycompany.com). Alternatively a wildcard / multidomain certificate can be used (e.g. *.mycompany.com) on both servers.

Below is the list of requirements for certificates

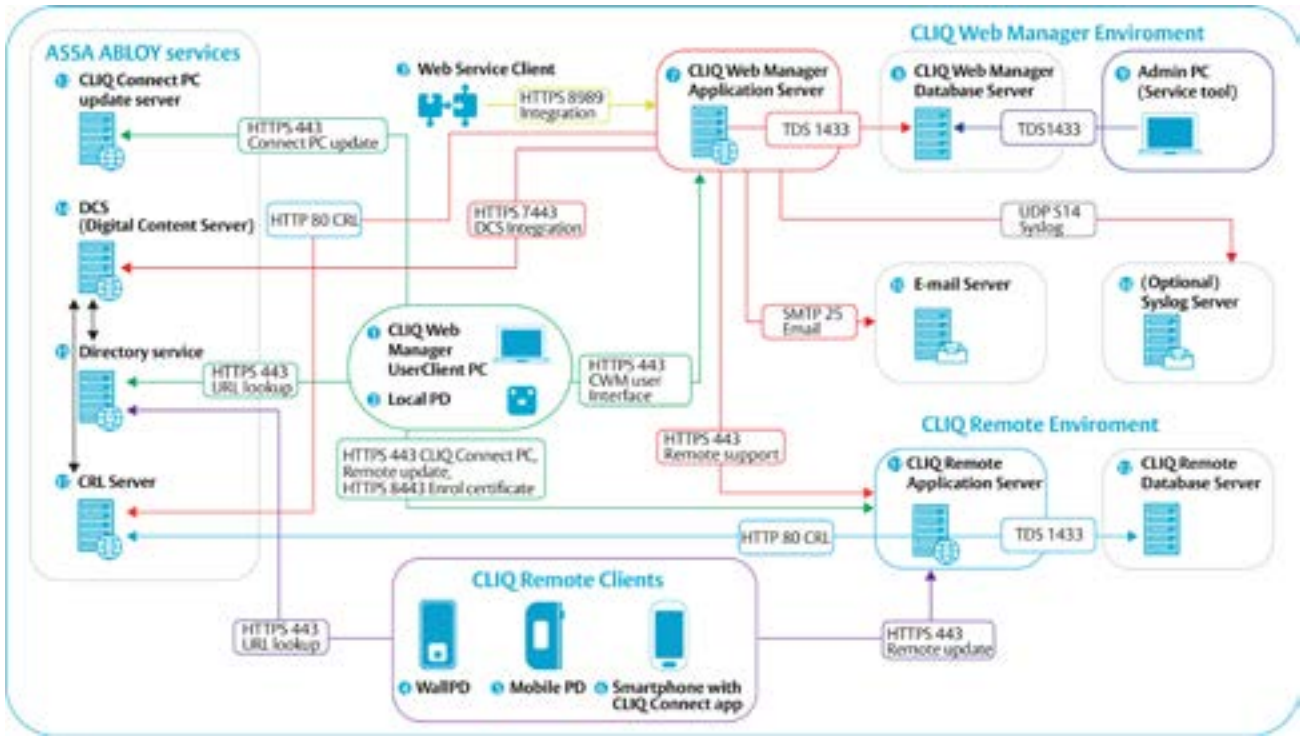
- Maximum length of FQDN is 81 characters
- Minimum RSA key length is 2048 bits
- Minimum signature hash algorithm is SHA-2/SHA256
- Supported formats are PKCS#1, Base64 and PEM (in cleartext, no encryption).
- Two files needed per server: TLS server certificate file and TLS private key file

SYSTEM SETUP

The recommended setup contains four dedicated servers: CLIQ™ Web Manager application server, CLIQ™ Web Manager database server, CLIQ™ Remote application server and CLIQ™ Remote database server. Servers can be either physical or virtual servers. The main reasons for having four dedicated servers are security, performance and reliability. Usually MobilePDs and CLIQ™ Connect applications will connect to CLIQ™ Remote service from Internet side, therefore CLIQ™ Remote service needs to be available from there. The suggested setup is to place CLIQ™ Remote environment (application + database) to DMZ while locating CLIQ™ Web Manager part to more secured Intranet (LAN). No CLIQ™ sensitive information is stored on the CLIQ™ Remote side.

!Note

- It is not supported to install databases to same server as the CLIQ™ Web Manager or CLIQ™ Remote application.
- CLIQ™ Web Manager and CLIQ™ Remote applications cannot be installed in the same server.
- Minimum setup is three dedicated servers, where both databases are installed in one database server. For large systems (>1000 system elements) there may appear performance issues, therefore this setup is not recommended.
- Both databases can be located in existing SQL cluster solution if available.
- Time synchronization of servers is important. All servers need to use the same system time and therefore shall be synchronized to a NTP (Network Time Protocol) server.
- For security reasons it is recommended to use servers physically separated by firewalls to minimize the exposure of each node to unauthorized network traffic. An overview of the system is depicted in below picture. Please notice that direction of arrows shows where connections are initiated and that firewalls are discarded from picture.



SERVICE	EXAMPLE URL
CWM	https://cwm.customer.domain.com:443/CLIQWebManager
CLIQ™ Remote	https://remote.customer.domain.com:443/CLIQRemote
Certificate enrollment	https://remote.customer.domain.com:8443/CLIQWebManagerEnrolment
CLIQ™ Connect PC update server	https://cliqconnect.assaabloy.com
Digital Content Server	https://dcs.assaabloy.net
DCS CRL	http://dcscrl.assaabloy.net

ABBREVIATION	EXPLANATION
HTTP	Hyper Text Transfer Protocol
HTTPS	Hyper Text Transfer Protocol Secure
CRL	Certification Revocation List
URL	Uniform Resource Locator
TDS	Tabular Data Stream
SMTP	Simple Mail Transfer Protocol

BELOW IS THE LIST OF SYSTEM ELEMENTS WITH EXPLANATIONS

1. CLIQ™ Web Manager User Client PC is used by administrators of CLIQ™ locking systems to access the CLIQ™ Web Manager software. CLIQ™ Web Manager software is accessed by using a web browser and CLIQ™ Connect PC application.
2. Local programming device (localPD) is connected to client PCs enabling access to CLIQ™ Web Manager software. The left key port of localPD is intended for programming keys and right port is for user keys.
3. CLIQ™ Web Manager software can be integrated with customers’ own IT systems through SOAP Web Services interface.
4. Wall mounted programming device is used for programming CLIQ Connect keys. These devices are connected to CLIQ™ Remote server.
5. Mobile programming device is similar to wall mounted programming device, except it is a handheld device and utilizes the data connection of the mobile phone by using Bluetooth technology.
6. Smart phone with CLIQ™ Connect application is used to program access right for CLIQ™ Connect keys.
7. CLIQ™ Web Manager application server is the key part of the system, where CLIQ™ Web Manager application is running. Two services are installed to this server via installer: CLIQ Web Manager Tomcat service and Apache service. CLIQ Web Manager graphical user interface is available from this server.
8. CLIQ™ Web Manager database server contains the database for CLIQ™ Web Manager application.
9. Admin PC is intended for creating and managing CLIQ Web Manager and CLIQ Remote databases via SQL Management studio. CLIQ Web Manager database schema is populated and updated by a software called Service Tool. Admin PC is not mandatory, Service Tool and SQL management studio can be run from any other PC or server which have connection to database server.
10. Email server is required for sending email messages for key holders for example on pending key updates.
11. CLIQ Remote server application server handles key update tasks. Update tasks are created in CLIQ Web Manager and send to CLIQ Remote side until executed or cancelled. Two services are installed to this server via installer: CLIQ Remote tomcat service and apache service. There will be following applications available from this server, CLIQ Remote application and CLIQ Web Manager Enrolment application. Enrolment applications is only installed if CLIQ Web Manager system is integrated with DCS server. Enrolment application is used for fetching new certificates for programming keys.
12. CLIQ™ Remote database server contains the database for CLIQ™ Remote application.
13. CLIQ™ Connect update server is used for downloading the latest CLIQ™ Connect PC application to CLIQ™ Web Manager Client PCs.
14. Digital Content Server is managing and delivering digital content to CLIQ™ Web Manager installations. DCS is an ASSA ABLOY service, which is available from Internet.
15. Directory service is a background service from ASSA ABLOY for searching the correct service URL for CLIQ Remote server. WallPDs, MobilePDs and CLIQ Connect applications will use Directory Service automatically.

IT IS POSSIBLE TO SETUP PROXY SERVERS BETWEEN THE FOLLOWING SYSTEM ELEMENTS:

- Between CLIQ™ Web Manager server and Digital Content Server. This proxy is set up during CLIQ™ Web Manager installation on server via installer. Installation parameters can be changed afterwards.
- Between CLIQ™ Remote server and remote programming devices. Proxy settings are assigned in CLIQ™ Web Manager user interface and configured to remote programming devices during remotePD deployment phase.
- Between CLIQ Connect PC application and CLIQ Web Manager/CLIQ Remote server. Proxy settings are configured in CLIQ Connect PC application.

Below is the summary of all network connections needed by CLIQ™ Web Manager installation. Note that all connections are initiated by end point 1. SSL/TLS requires mutual authentication using client certificates. All connections must be end-to-end connections which cannot be terminated between.

NETWORK CONNECTIONS

END POINT 1	PROTOCOL / TCP PORT	END POINT 2	PURPOSE
User client PC	HTTPS / 443	CWM server	CWM user interface
User client PC	HTTP / 80	Connect update server	Downloading latest CLIQ Connect PC application
User client PC	HTTPS / 8443	CLIQ Remote server	Enroll programming key certificate
User client PC	HTTPS / 443	CLIQ Remote server	CLIQ Connect PC and programming tasks
User client PC	HTTPS / 443	Directory service	Searching correct URL for CLIQ Remote service
Remote PDs	HTTPS / 443	CLIQ Remote server	Programming tasks
Remote PDs	HTTPS / 443	Directory service	Searching correct URL for CLIQ Remote service
Smartphone with CLIQ Connect application	HTTPS / 443	CLIQ Remote server	Programming tasks
Smartphone with CLIQ Connect smartphone	HTTPS / 443	Directory service	Searching correct URL for CLIQ Remote service
CWM server	TDS / 1433	CWM database server	Database connection
CWM server	HTTPS / 443	CLIQ Remote server	Establish remote functionalities
CWM server	SMTP / 25	Email server	Email functionalities
CWM server	HTTPS / 7443	DCS	Deliver digital content to installation
CWM server	HTTP / 80	DCS	Download certificate revocation list
CLIQ Remote server	TDS / 1433	CLIQ Remote database server	Database connection
CLIQ Remote server	HTTP / 80	DCS	Download certificate revocation list
Admin PC	TDS / 1433	Database servers	Manage CLIQ databases
Web Service client	HTTPS / 8989	CWM server	Web Service calls

MONITORING

CLIQ™ Web Manager and CLIQ™ Remote services can be monitored from the applications log files, which can be found from servers.

- CLIQ™ Web Manager server
 - CLIQ WebManager.log from [installation folder]\tomcat\logs
- CLIQ™ Remote server
 - CLIQ Remote.log from [installation folder]\tomcat\logs

The following applications needs to be monitored from server side:

- CLIQ™ Web Manager server
 - Apache and CLIQ Web Manager
- CLIQ™ Remote server
 - Apache and CLIQ Remote

HIGH-AVAILABILITY SETUP

To achieve high service availability, it is possible to setup a high-availability (HA) environment for CLIQ™ Web Manager. HA environment contains the following.

- Two pairs of application servers, where one is active and another is passive at a time.
 - One pair consists of CLIQ™ Web Manager and CLIQ™ Remote servers.
- Database servers for both CLIQ™ Web Manager and CLIQ™ Remote. Databases can be installed to an SQL cluster.

It is important that applications in both servers pairs are not running at the same time, because applications in different server pairs are configured to use same databases (e.g. CLIQ™ Web Manager in server pair #1 is using the same database than CLIQ™ Web Manager in server pair #2.)

It is recommended that these server pairs should be located in different datacenters. At least to the level that if one datacenter goes down the other pair in other datacenter will continue to function. Both CLIQ™ Web Manager and CLIQ™ Remote services require external IPs and FQDNs (fully qualified domain names) for customers to reach the services. It is needed to setup a routing policy that network traffic is routed always to the active server pair. In an active server there are Apache and CLIQ™ Web Manager (or CLIQ™ Remote) services running and in a passive server those services are stopped. Service failover between an active and passive server pair needs to be done manually, CLIQ™ Web Manager software will not do this automatically. At first, shutdown services from an active server pair and then start services from passive pair. This is important in order to avoid database conflicts.

Please contact Abloy software services if you need more information on setting up a high-availability environment for a customer.

MAINTENANCE

Abloy will release approximately two major versions of CLIQ™ Web Manager per year. Minor patch releases are published when needed. Abloy will support the current and one earlier major version. It is highly recommended to update operating system patches offered by Microsoft regularly to the servers.

SYSTEM SECURITY

PROTEC² CLIQ™ security is based on mechanical key system combined with CLIQ™ electronic access rights. A CLIQ™ system can be mechanically keyed alike or masterkeyed, but all systems are still always mechanically different. System type selection is important part of planning process, there are two options available mechanically master keyed and cylinder grouped keyed alike system. Mechanical master keying can be used in systems where mechanical locks are included, system structure is quite stable and higher mechanical security is preferred. Cylinder groups allow more flexibility, changes in system structure and key holder's access rights while compromise is lower mechanical security due to keyed alike system. Customer is responsible for defining the defined security level. In order to customer to achieve required overall security level in customer's application in addition to locking system also additional security layers like key management cabinets e.g. TRAKA, EAC, CCTV, alarm systems and guarding needs to be considered and applied by the customer.

CLIQ™ elements are produced at the high security factory premises. All sensitive CLIQ™ data exported by the factory is encrypted, imported and stored centralized. All business logic for handling CLIQ™ security is kept centralized in CLIQ™ Web Manager server. No CLIQ™ sensitive data is stored on the CLIQ™ Remote application server and therefore CLIQ™ Remote server can be used in the demilitarized zone (DMZ) recommended for external access.

The security of CLIQ™ Web Manager system is based on Public Key Infrastructure (PKI). It is used for the following reasons.

1. Confidentiality: Encryption of data in transit and in rest
 - a. CWM needs to prevent an attacker from reading data sent over any network used including the Internet so that an attacker for example cannot give himself or someone else access to cylinders he should not be authorized to use.
 - b. CWM needs to prevent an attacker from reading stored data used by CWM so that an attacker for example cannot give himself or someone else access to cylinders he should not be authorized to use. To do this CWM uses various encryption techniques and ciphers.
2. Privacy: Encryption of private information
 - a. CWM needs to prevent an attacker from reading sensitive data such as employee information sent over any network used including the Internet so that an attacker for example cannot map employees to specific keys and work positions and so that personal integrity of employees isn't compromised.
3. Integrity: Message tampering and corruption protection
 - a. CWM needs to be able to verify the integrity of data sent over any network used including the Internet so that CWM can be certain the data is authentic and not edited by an attacker or corrupted during transfer. This is required even though the data is encrypted since an attacker can still edit encrypted data and data can still be corrupted during transit.
4. Authorization: Who can access
 - a. CWM needs to be in control of who can access, what can be accessed and at what time.
5. Authenticity: Identification of sender
 - a. CWM needs to know the identity for all clients it communicates with so that CWM can use that data to verify that the client is authorized, for traceability in logs, installation separation and branding of CWM.

CLIQ™ Web Manager is using HTTPS/SSL/TLS protocols for encrypting the network traffic. Please see the network connections and used protocols from the previous section. Data between the CLIQ™ key and CLIQ™ lock and between CLIQ™ key and CLIQ™ Web Manager client are encrypted in AES.

CLASSIFICATIONS AND STANDARDS

IP CLASSIFICATION, IEC 60529	EN 60079-0 AND EN 60079-11 ATEX approval	EN 1303:2005 AND EN 15684:2012 Grade 6
IP codes indicate how well an item is protected against dust and water ingress. The IP68, designation indicates a hermetic seal.	The ATEX approval indicates that the products can be used in areas which contain any types of gases, vapours, ignitable dust or air. The ingination temperature of the hazardous substances must not be below 135 °C	Durability (number of cycles 100 000) and key related security (100 000 combinations)


Please check Declaration of conformity's from our website about detailed classifications. Listed products are part of our yearly testing program.

We are testing and improving solution quality and security as an internal process and according the official certification processes.

!Note

Classifications and received certifications vary for different products, further information can be shared upon request.

Please check the latest system requirements and product features with your local PROTEC² CLIQ™ dealer.



ABLOY offers security and locking innovations dedicated to creating more trust in the world. Combining digital and mechanical expertise, Abloy Oy develops industry-leading security solutions that protect people, property and business. Abloy is part of the ASSA ABLOY Group, the global leader in access solutions. Every day, we help billions of people experience a more open world.

Abloy Oy
Wahlforssinkatu 20
P.O.Box 108
FI-80101 Joensuu | Finland
Tel. + 358 20 599 2501
Abloy.com

Abloy maintains Product Security Center at www.abloy.com/securitycenter. We recommend that You check the Center on a regular basis in order to be fully informed of product security updates, so that your knowledge of our products remains optimal.

It is the customer's responsibility to define the required level of security , whilst taking into consideration relevant factors for its operations. To achieve the overall level of security required in the customer's operations multiple layers of security must be in place . These include for example locking system , key management system , access management , CCTV and alarm system as well as physical security in a manner and level specified by the customer.

This content is protected by Intellectual Property Rights Laws. The title to the content shall not pass to you, and instead shall remain with Abloy Oy or a third party holding the title. Abloy develops continuously the products and solutions offered. Therefore, the information contained in the document is subject to change without notice. ABLOY PROVIDES THIS CONTENT ON AN "AS IS" BASIS WITHOUT ANY WARRANTIES OF ANY KIND EXPRESS, IMPLIED, OR STATUTORY."



Award winning globally acclaimed technology

PROTEC² CLIQ and CLIQ Connect have won numerous international security and access control awards since 2011.