

The background of the entire page is a photograph showing the silhouette of a worker on a high-voltage power line tower. The worker is positioned on the right side of the frame, reaching towards the left. The tower is a complex lattice structure. In the foreground, there are large insulators and power lines. The sky is a mix of blue and orange, indicating a sunset or sunrise. The overall mood is industrial and secure.

ABLOY® INDUSTRIAL LOCKS

High Security
Solutions for
Equipment and
Enclosures

ABLOY

Content

LOCKING SOLUTIONS FOR THE MOST DEMANDING APPLICATIONS	4
CUSTOMIZATION THROUGH UNIQUE CYLINDER MECHANISM	6
VARIOUS CYLINDER SYSTEMS FOR DIFFERENT SECURITY NEEDS	8
THE RIGHT PRODUCT FOR EVERY APPLICATION	10
ABLOY® CAM LOCKS	10
ABLOY® CABINET LOCKS	18
ABLOY® KEY-OPERATED SWITCH LOCKS	24
ABLOY® TIME DELAY LOCKS	26
ABLOY® SAFE DEPOSIT LOCKS	28
ABLOY® COIN OPERATED LOCKS	30

Locking solutions for the most demanding applications

Whether you need to secure your assets and revenue or critical data and infrastructure, you can always rely on ABLOY locking solutions.

Our wide range of mechanical cam locks, cabinet locks and safe deposit locks together with custom made solutions and the latest electronic features offer a high security solution into any application. Industrial locks can be keyed into the same master key system with padlocks, door cylinders and other ABLOY locks, and thus all products can be operated with just a single key. This simplifies your locking system and key management.

The rotating disc cylinder technology, patented key systems, strict key control and superior master keying capabilities provide high security and functionality. With no springs or pins to wear, jam or freeze, the cylinder mechanism provides a smooth and reliable functionality and maximum resistance to even hostile and severe environments.





Customization through unique cylinder mechanism

Does your application require a special lock? We have been developing tailor made products closely with our customers for decades.

The unique ABLOY cylinder has been a symbol of high security and superior performance ever since its invention in 1907. The technology is based on the unique operating principle of rotating detainer discs which makes the mechanical cylinders bump proof.

While the core of the cylinder mechanism remains the same, the outer housing can be designed to meet the requirements of a multitude of applications, local standards and specific customer needs. Working closely with our customers allows us to develop customized products on many different levels. It may be a new configuration of the existing components or a completely new structure, for an existing system. The goal is always a cost-effective total solution, which gives a significant competitive advantage.

Over the years Original Equipment Manufacturers and Professional End Users around the world have enjoyed the benefits of this flexibility of design and manufacturing.



WATCH A VIDEO OF
THE ABLOY CYLINDER
MECHANISM

FEATURES OF THE CYLINDER



ROTATING
DISC
TECHNOLOGY



SUPERIOR
MASTER
KEYING
FEATURES



PATENTED
KEY
SYSTEM



RESISTANT TO
MANIPULATION



TAILOR
MADE



CUSTOMIZED EURO-PROFILE CAM LOCK CL619
FOR UTILITY CABINET SWING HANDLES



CUSTOMIZED SOLUTION FOR ATM WITH A SPECIAL PIN



SPECIAL LOCKING SOLUTIONS FOR VEHICLES



USER FRIENDLY LOCKING FOR BOAT COMPARTMENTS

Various cylinder systems for different security needs



ABLOY® CLASSIC

A general level of keying. Recommended for individual locking, such as a drawer or mailbox. Secure, reliable cylinder when key control is not a priority.



ABLOY® SENTRY

High security solution for industrial applications such as machines and devices. Duplication of keys is strictly controlled. Patented until 2027.



ABLOY® NOVEL

High security solution for public and private sector, whether it is a school, hospital, office or apartment. Duplication of keys is strictly controlled. Patented until 2027.



ABLOY® PROTEC² PROTEC² CLIQ™

The locking solution that offers Abloy's highest security for professional end users. The mechanical features can be combined to the intelligent electronic identification, CLIQ technology. Patented until 2031.

SECURITY LEVEL

MEDIUM		HIGH		SUPERIOR	
					
					



ABLOY® CAM LOCKS

ABLOY cam locks offer a solid locking solution for equipment and enclosures that require highest levels of security and functionality.

Cam locks are used in variety of applications from industrial enclosures in harsh outdoor weather conditions to high security indoor applications such as revenue collecting equipment for example ticketing and gaming machines. ABLOY cam locks are always made with full metal (brass or steel) housing, making them very robust and durable option.



FULL
METAL
HOUSING



BUMP KEY
PROOF



DRILL
PROTECTION



ONE KEY
FITS ALL




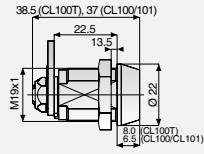


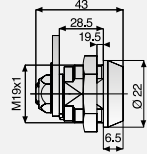


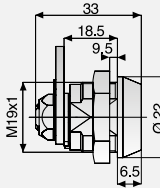



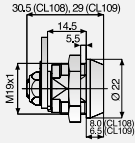

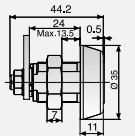

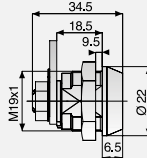


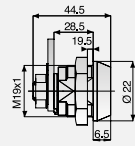

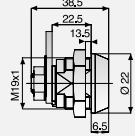

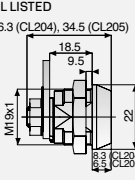

BANKING, GAMING AND TICKETING



UTILITY APPLICATIONS



MUSEUMS, RETAIL AND LEISURE

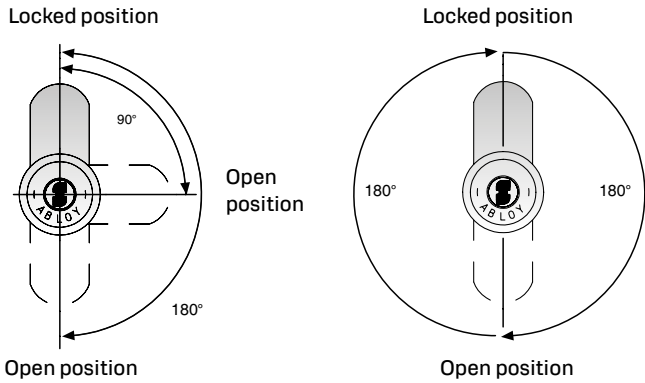
		MODEL	KEY REMOVABLE	CAM TURNS	MATERIAL OF CYLINDER HOUSING	LEFT HAND OPERATION POSSIBLE	CYLINDER TYPE	ABLOY® CLASSIC	PAT ABLOY® SENTRY	PAT ABLOY® PROTEC ²	DIMENSIONS
UNIVERSAL RANGE		CL100	LOCKED	90°/180°	BRASS	X		X	X	X	
		CL101	IN LOCKED AND UNLOCKED	360°	BRASS			X	X	X	
		CL103	LOCKED	90°/180°	BRASS	X		X	X	X	
		CL106	IN LOCKED AND UNLOCKED	360°	BRASS			X	X	X	
		CL104	LOCKED	90°/180°	BRASS	X		X	X		
		CL105	LOCKED	90°/180°	STEEL	X			X		
		CL107	IN LOCKED AND UNLOCKED	360°	BRASS			X	X		
		CL109	LOCKED	90°/180°	BRASS	X		X	X		
		CL110	LOCKED	90°/180°	STEEL	X			X		
		CL200	LOCKED	90°/180°	BRASS	X		X	X		
U.S. RANGE		CL201	LOCKED	90°/180°	STEEL	X		X	X		
		CL202	LOCKED	90°/180°	BRASS	X		X	X		
		CL203	LOCKED	90°/180°	BRASS	X		X	X		
		CL204	LOCKED	90°/180°	STEEL	X			X		
		CL205	LOCKED	90°/180°	STEEL	X		X			

14

Steel bolt provides maximum resistance against attack by pulling.

15

CAM TURNS



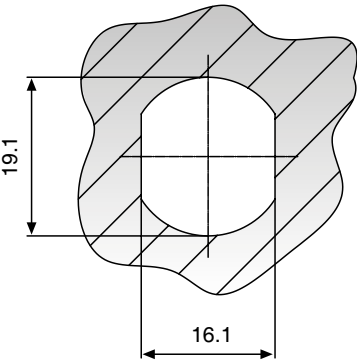
LOCK TYPES

- CL100 CL200
- CL103 CL201
- CL104 CL202
- CL105 CL203
- CL108 CL204
- CL109 CL205
- CL110

LOCK TYPES

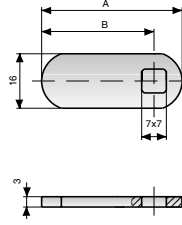
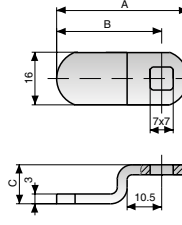
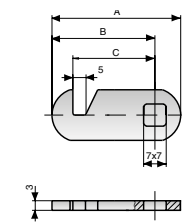
- CL101
- CL106
- CL107

DIMENSIONS OF FITTING HOLE

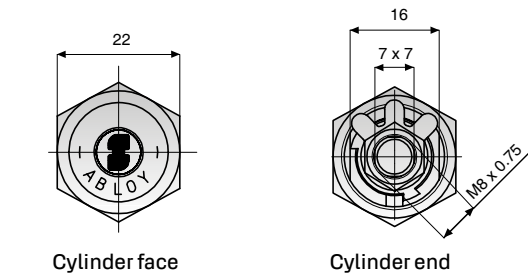


CAMS

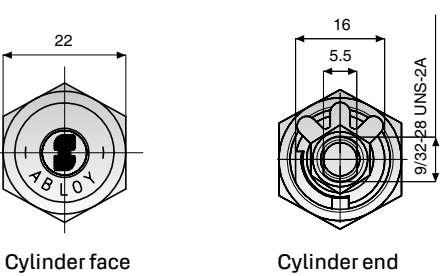
For cam locks in the universal range, three different cam models available: straight, hooked and offset. Cams are made of nickel plated steel. Cams for the U.S. range of cam locks are available in the U.S. sales office.

Straight cam	Part No.	A	B	Offset cam	Part. No.	A	B	C
	455608	26	18		455678	32	24	13.3
	434815	30.5	22.5		434959	33	25	26.5
	434869	33	25		455333	35	27	5
	455322	35	27		434928	35	27	6.5
	434609	38	30		455499	35	27	9.5
	434794	40	32		455525	35	27	10.5
	455556	45	37		434816	36	28	12
	455548	48	40		434799	36	28	22
	455494	53	45		455557	37	29	18.5
	455797	58	50		434766	38	30	15
	455606	68	60		434667	38	30	7
	455514	31	23	16.5	435097	40	32	5
	434605	32	24	17.5	434702	40	32	19
	455332	35	27	20.5	434635	45	37	5
	455492	42.5	34.5	28	434700	45	37	8
	434818	47.5	39.5	33	434852	45	37	13.3
	455780	58	50	43.5	434757	48	40	19
	455549	60.5	52.5	46	434788	50	42	12.5
					455461	61	53	18

UNIVERSAL SPECIFICATIONS

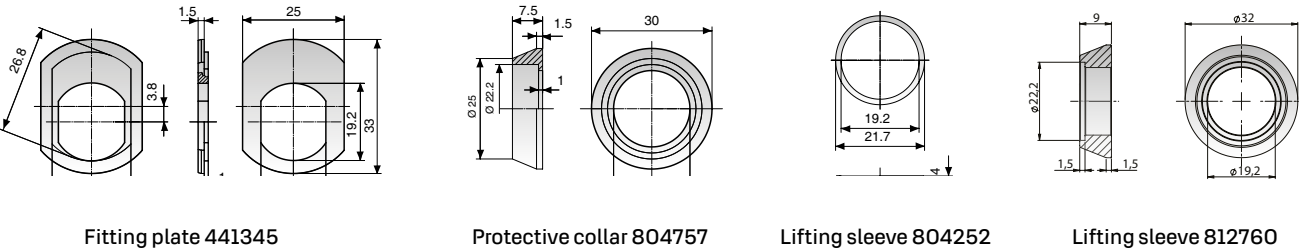


U.S. SPECIFICATIONS

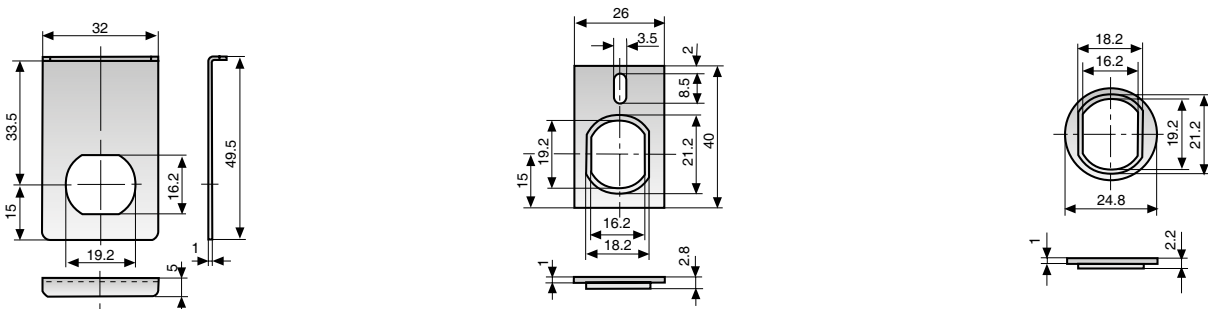


SPECIAL ACCESSORIES

Special accessories are made of chrome plated steel.



FITTING PLATES



- 413807
- For use with plastic ring 4841003 in glass doors.
 - Available also with brass finish, product number 413808
 - Material: Chrome plated steel

- 455328
- Used inside of a wooden door to prevent the lock from rotating
 - Fixed by screws through the upper holes of the plate
 - Material: Zinc-plated steel

- 434613
- Used mostly as replacement for cam locks of universal specifications
 - Normally used on both sides of the mounting hole
 - Material: Zinc-plated steel



ABLOY® CABINET LOCKS

The comprehensive ABLOY cabinet lock product range with versatile adjusting options offers endless possibilities for secure, functional, aesthetic locking solution.

Cabinet locks are used in variety of applications from high security indoor applications such as retail and museum fixtures to industrial enclosures in harsh outdoor weather conditions. ABLOY cabinet locks have a uniform, exquisite design which meet the quality and design requirements of our customers.

- **ELECTRO-MECHANICAL PRODUCTS**
- **FULL METAL HOUSING**
- **BUMP KEY PROOF**
- **ONE KEY FITS ALL**




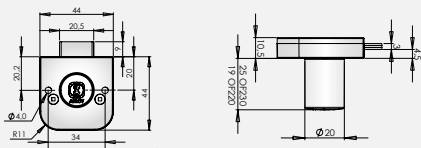

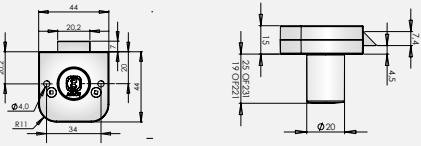

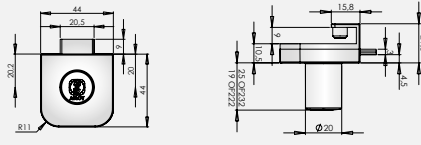

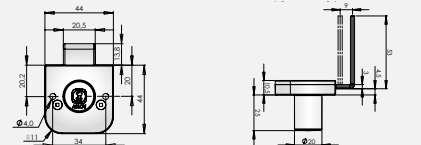

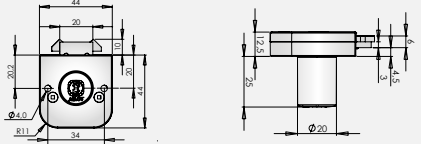

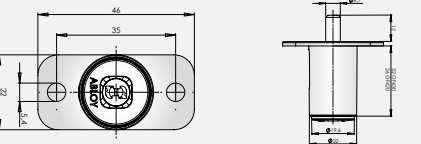

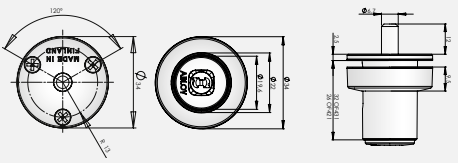

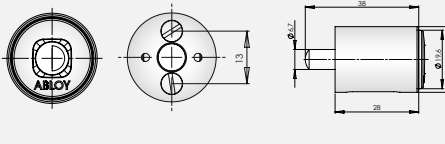

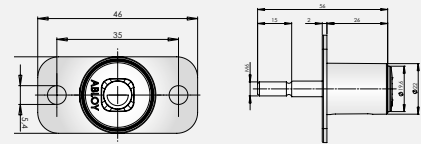

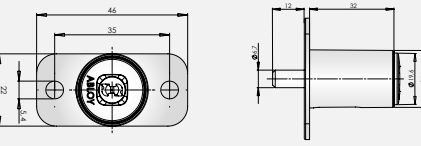
MUSEUM AND RETAIL



OFFICES



HEALTHCARE

	MODEL	BOLT MATERIAL	TYPE OF BOLT	MAX. INST. THICKNESS	FINISHING	TYPE OF THE DOOR	CYLINDER	ABLOY CLASSIC	<div>PAT</div> ABLOY SENTRY	<div>PAT</div> ABLOY PROTEC ²	DIMENSIONS	
	OF230	NICKEL PLATED STEEL	FLAT	25 mm	CHROME PLATED ZINC	SWING DOOR, DRAWER		X	X	X		
	OF220			19 mm				X	X			
	OF231	BRASS	SPRING LATCH	25 mm	CHROME PLATED ZINC	SWING DOOR, DRAWER		X	X	X		
	OF221			19 mm				X	X			
	OF232	NICKEL PLATED STEEL	FLAT	8 mm	CHROME PLATED ZINC	SWING DOOR		X	X			
	OF222			8 mm				X	X			
	OF234	NICKEL PLATED STEEL	FLAT	25 mm	CHROME PLATED ZINC	DRAWER		X	X			
	OF235	NICKEL PLATED STEEL	DOUBLE HOOK	25 mm	CHROME PLATED ZINC	SLIDING DOOR, SWING DOOR		X	X			
	OF430	STAINLESS STEEL		32 mm	CHROME PLATED ZINC	SLIDING DOOR		X	X	X		
	OF420			26 mm				X	X			
	OF431	STAINLESS STEEL		2-9 mm	CHROME PLATED ZINC	SLIDING DOOR		X	X	X		
	OF421			2-9 mm				X	X			
	OF423	STAINLESS STEEL		28 mm	SATIN CHROME PLATED ZINC/ SATIN CHROME PLATED BRASS	SLIDING DOOR		X	X			
	OF424	STAINLESS STEEL		25 mm	CHROME PLATED ZINC	SLIDING DOOR		X	X			
	OF433	STAINLESS STEEL		32 mm	CHROME PLATED ZINC	SLIDING DOOR		X	X	X		

Integration with electro-mechanical CLIQ technology.

ABLOY PROTEC2 can be combined with electronic CLIQ technology, which enables flexible and secure access management, including time functions. It lifts locking security to a next level.



ELECTRO-MECHANICAL PRODUCTS




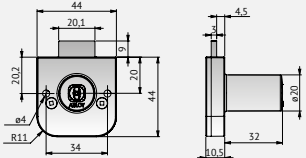

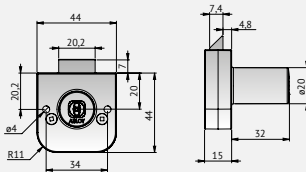

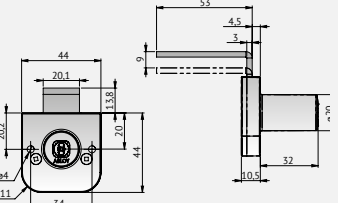

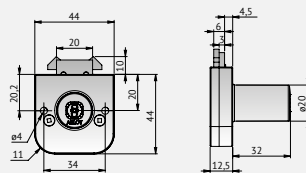

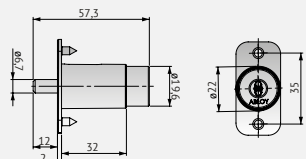
COMBINES MECHANICAL SECURITY WITH ACCESS MANAGEMENT



TIME AND CALENDAR BASED ACCESS RIGHT

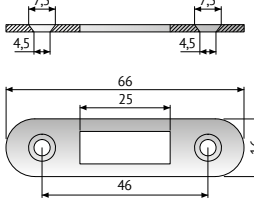


TRACEABILITY

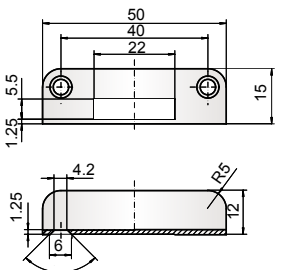
MODEL	BOLT MATERIAL	TYPE OF BOLT	MAX. INST. THICKNESS	FINISHING	TYPE OF THE DOOR	CYLINDER	PAT	PROTEC ² CLIQ™	DIMENSIONS
 OFL240	NICKEL PLATED STEEL	FLAT	25 mm	CHROME PLATED ZINC	SWING DOOR, DRAWER		X		
 OFL241	BRASS	SPRING LATCH	25 mm	CHROME PLATED ZINC	SWING DOOR, DRAWER		X		
 OFL244	NICKEL PLATED STEEL	FLAT	25 mm	CHROME PLATED ZINC	DRAWER		X		
 OFL245	NICKEL PLATED STEEL	DOUBLE HOOK	25 mm	CHROME PLATED ZINC	SWING DOOR		X		
 OFL430	STAINLESS STEEL		25 mm	CHROME PLATED ZINC	SWING DOOR		X		

STRIKER PLATES


802330



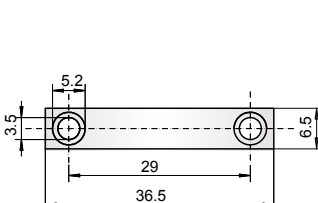
434987



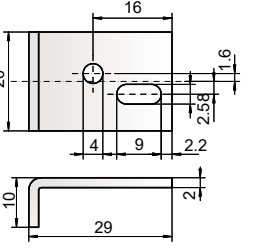
434981



434980



455365



Material: Nickel plated steel

ESCUTCHEON RING



401746 Chrome plated brass
Used with 22 mm diameter products, length 8 mm



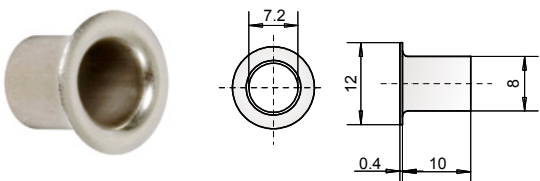
413529 Chrome plated brass
Used with 20 mm diameter products, length 8 mm



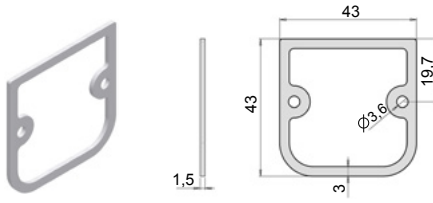
413571 Chrome plated brass
Used with 20 mm diameter products, length 18 mm

KEEP 401930

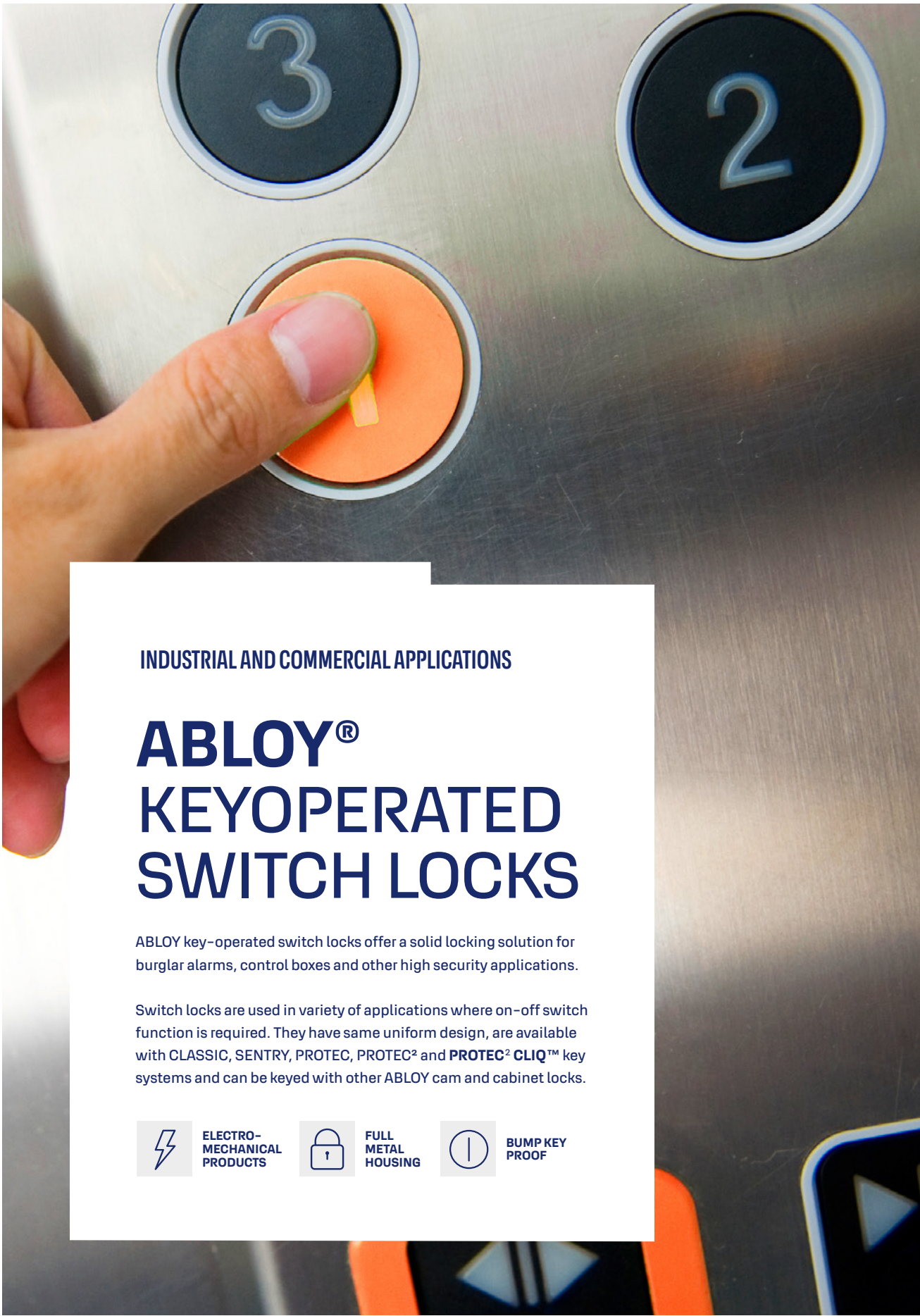
LIFTING PLATE 814639



Material: Nickel plated brass



Plastic, 10 pcs./packing



INDUSTRIAL AND COMMERCIAL APPLICATIONS

ABLOY® KEYOPERATED SWITCH LOCKS

ABLOY key-operated switch locks offer a solid locking solution for burglar alarms, control boxes and other high security applications.

Switch locks are used in variety of applications where on-off switch function is required. They have same uniform design, are available with CLASSIC, SENTRY, PROTEC, PROTEC² and **PROTEC² CLIQ™** key systems and can be keyed with other ABLOY cam and cabinet locks.




ELECTRO-MECHANICAL
PRODUCTS




FULL METAL
HOUSING




BUMP KEY
PROOF



The key can be removed in both positions of the switch (on / off). The locks can be mounted on objects with a thickness of 0.5 to 22 mm.

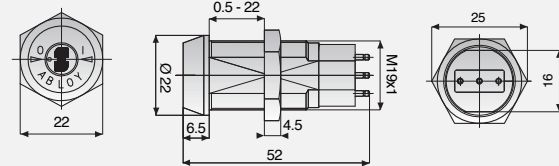


The key can only be removed in the off position of the switch. The locks can be mounted on objects with a thickness of 0.5 to 22 mm.

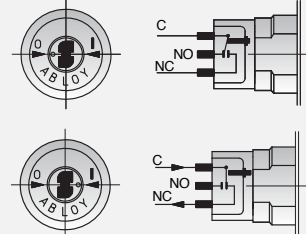


The key can only be removed in the off position of the switch. The instantaneous coupling is achieved by means of a return spring and the key cannot be left in the on position. The locks can be mounted on objects with a thickness of 0.5 to 22 mm.

MODEL	EP400	EP401	EP402
MATERIAL OF CYLINDER HOUSING	CHROME PLATED BRASS	CHROME PLATED BRASS	CHROME PLATED BRASS
CYLINDER FACE	CASE-HARDENED CHROME PLATED STEEL	CASE-HARDENED CHROME PLATED STEEL	CASE-HARDENED CHROME PLATED STEEL
LATCH	NICKEL PLATED STEEL	NICKEL PLATED STEEL	NICKEL PLATED STEEL
CYLINDER TYPE			
ABLOY® CLASSIC	X	X	X
ABLOY® SENTRY <u>PAT</u>	X	X	X
ABLOY® PROTEC ² <u>PAT</u>	X	X	X
DIMENSIONS			



Circuit diagram



C = COMMON
NO = NORMALLY OPEN
NC = NORMALLY CLOSED

RETAIL AND BANKING

ABLOY® TIME DELAY LOCKS

ABLOY time delay locks offer time protection in businesses that deal with money and valuables.

Time delay locks are used in variety of applications such as cash boxes, safes, connection boxes and gaming machines. EP310 is designed for applications that requires high security locking with time protection. EP312 offers mechanical key security combined with electrical control to prevent unauthorised use of the key. Locks are available with CLASSIC, SENTRY and **PROTEC² CLIQ™** key systems and can be keyed with other ABLOY cam and cabinet locks.





ELECTRO-
MECHANICAL
PRODUCTS



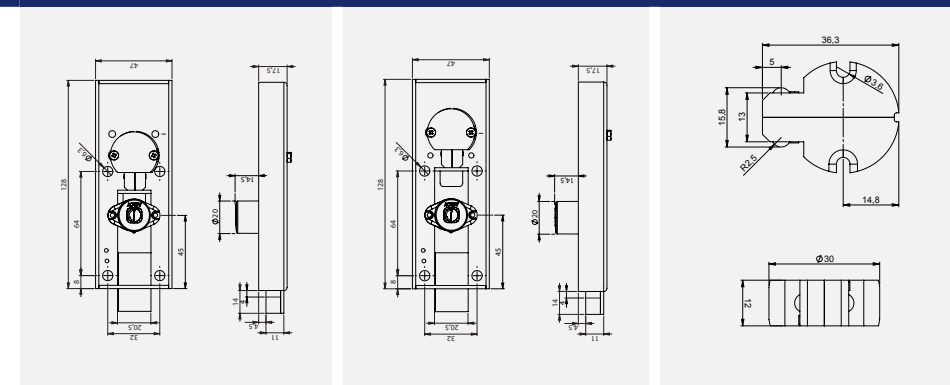
FULL
METAL
HOUSING



BUMP KEY
PROOF

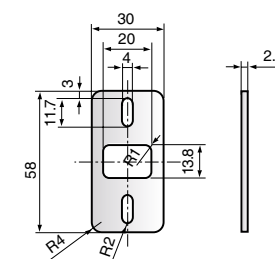


MODEL	EP310	EP312	EP303
CURRENT CONSUMPTION	-	240 mA	240 mA
MIN. PULSE DURATION	-	0,4 s	0,4 s
OPER.VOLTAGE	9 V	6-12 V	-
CABEL LENGHT	19 cm	100 cm	-
CYLINDER TYPE			
ABLOY® CLASSIC		X	
ABLOY® SENTRY <u>PAT</u>	X	X	
ABLOY® PROTEC ² <u>PAT</u>		X	
DIMENSIONS			

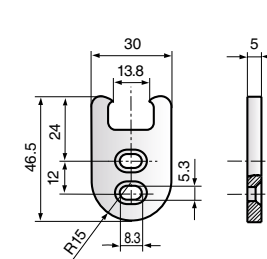


STRIKER PLATES FOR EP303

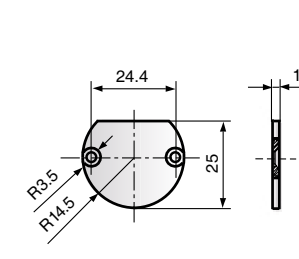
FITTING PLATE FOR EP303



800039



800062



800522

SAFE DEPOSITS, HIGH SECURITY APPLICATIONS

ABLOY® SAFE DEPOSIT LOCKS

ABLOY safe deposit locks offer a solid locking solution for banks and other operators that require highest levels of security and functionality.

ABLOY safe deposit locks are equipped with deadbolt latches and ABLOY patented rotating disc technology cylinders. Virtually pick proof, these locks set the industry standard for securing you and your customers’ most valuable content and assets. Available with single cylinder or two mechanically operated cylinders.



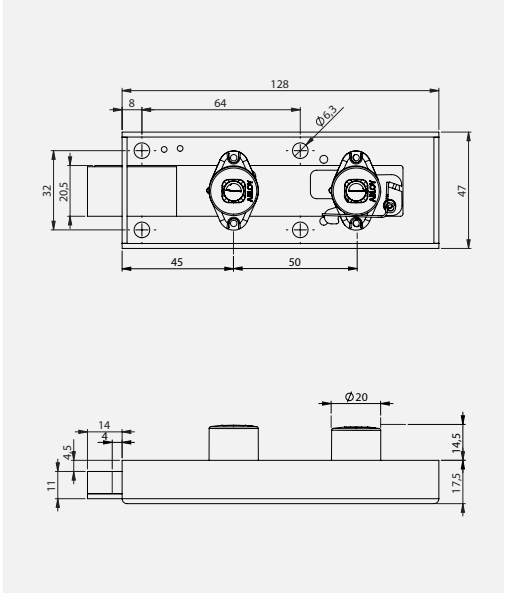
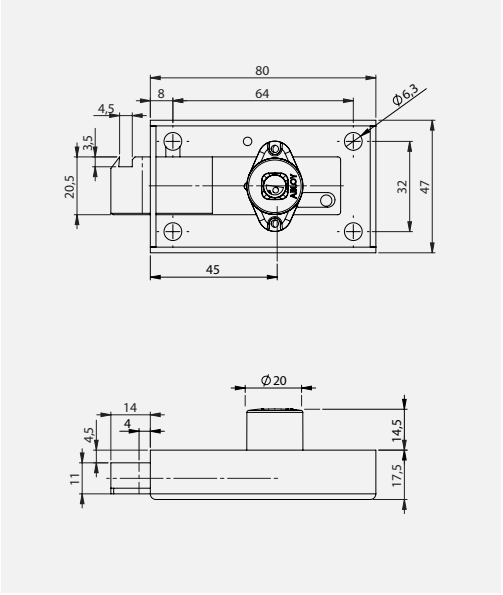
FULL METAL HOUSING



BUMP KEY PROOF



MODEL	SC210	SC211
CYLINDER TYPE		
ABLOY® CLASSIC	X	X
ABLOY® SENTRY <u>PAT</u>	X	X
DIMENSIONS		



LOCKERS

ABLOY® COIN OPERATED LOCKS

ABLOY coin operated locks offer a secure, functional and durable locking solution for safekeeping.

Coin operated locks are used in variety of applications such as lockers, storage boxes and cabinets. Locks have several different coin identifiers and are available with coin trays and coin boxes. Equipped with deadbolt latches and reliable ABLOY patented rotating disc technology cylinders, they meet the industry standards for securing valuables.



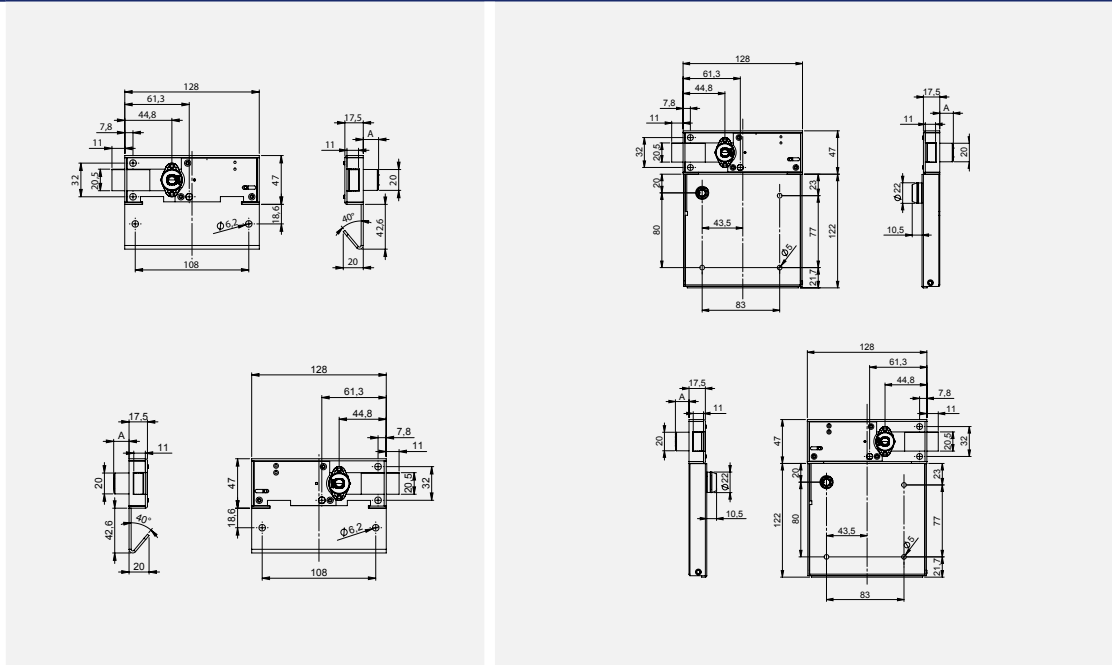
FULL
METAL
HOUSING



BUMP KEY
PROOF



MODEL	SC410	SC411	SC412	SC413	SC410	SC411	SC412	SC413	SC414
MAX. DOOR THICKNESS (A)	14,5 mm	18 mm	14,5 mm	18 mm	14,5 mm	18 mm	14,5 mm	18 mm	
HANDING	RIGHT	RIGHT	LEFT	LEFT	RIGHT	RIGHT	LEFT	LEFT	
COIN RETURN									
RETURNED (800595)	X	X	X	X					
RETAINED (SC414)					X	X	X	X	
CYLINDER TYPE									
ABLOY® CLASSIC	X	X	X	X	X	X	X	X	X
ABLOY® SENTRY <u>PAT</u>	X	X	X	X	X	X	X	X	
DIMENSIONS									



SECURED BY ABLOY

ABLOY offers security and locking innovations dedicated to creating more trust in the world. Combining digital and mechanical expertise, Abloy Oy develops industry-leading security solutions that protect people, property and business. Abloy is part of the ASSA ABLOY Group, the global leader in access solutions. Every day, we help billions of people experience a more open world.

Abloy Oy
Wahlforssinkatu 20
P.O.Box 108
FI-80101 Joensuu
Finland
Tel. + 358 20 599 2501
Abloy.com

Abloy maintains Product Security Center at www.abloy.com/securitycenter. We recommend that You check the Center on a regular basis in order to be fully informed of product security updates, so that your knowledge of our products remains optimal.

It is the customer's responsibility to define the required level of security, whilst taking into consideration relevant factors for its operations. To achieve the overall level of security required in the customer's operations multiple layers of security must be in place. These include for example locking system, key management system, access management, CCTTV and alarm system as well as physical security in a manner and level specified by the customer.

This content is protected by Intellectual Property Rights Laws. The title to the content shall not pass to you, and instead shall remain with Abloy Oy or a third party holding the title. Abloy develops continuously the products and solutions offered. Therefore, the information contained in the document is subject to change without notice. ABLOY PROVIDES THIS CONTENT ON AN "AS IS" BASIS WITHOUT ANY WARRANTIES OF ANY KIND EXPRESS, IMPLIED, OR STATUTORY."



8008903 | 09/2022