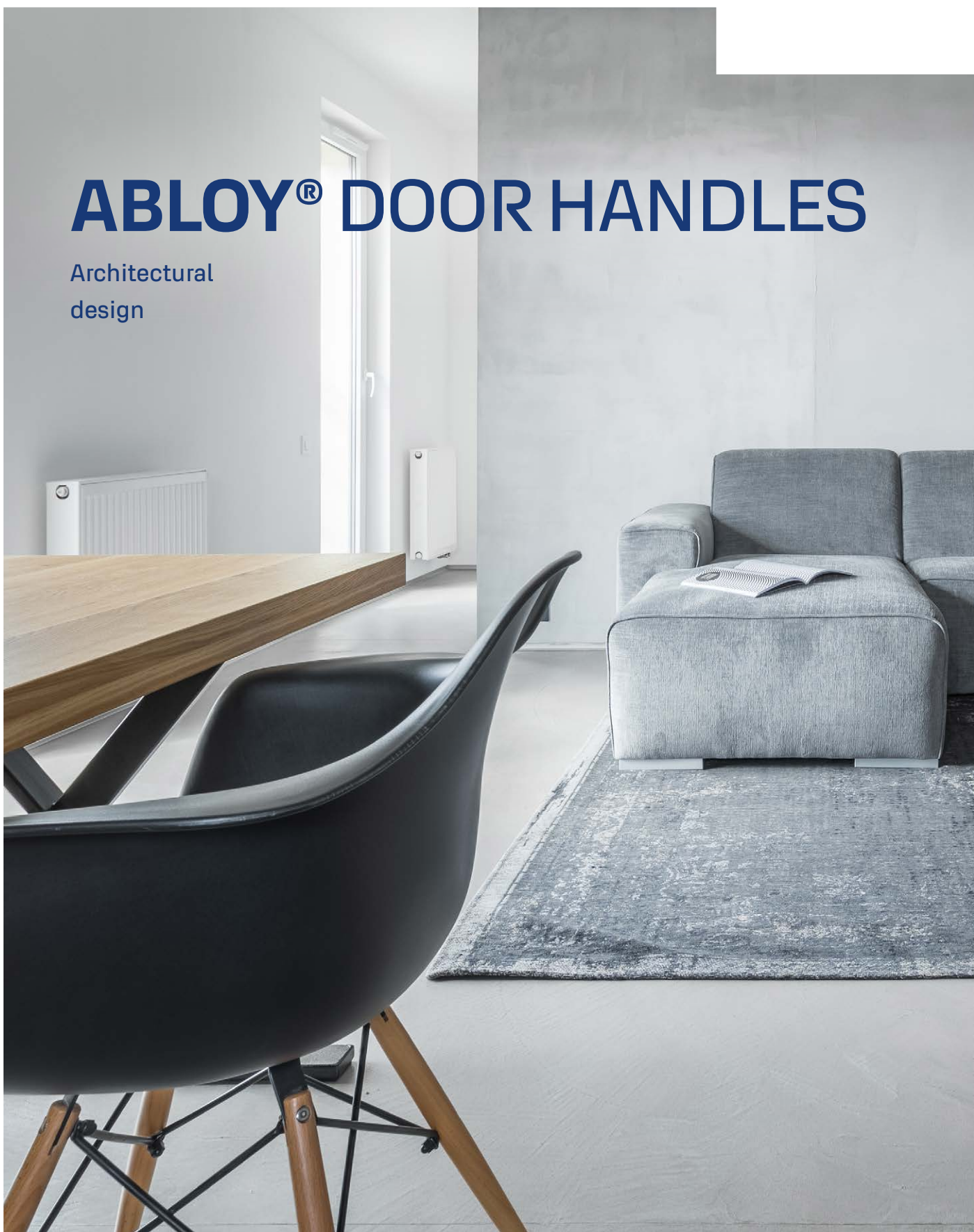


# ABLOY® DOOR HANDLES

Architectural  
design



# ABLOY



## IDEAS AND INNOVATIONS

# – finnish design

Design means the appearance, feel, ease of use and, above all, functionality of a product. It involves an understanding of needs, innovation and the very best traditions. We want to make everyday life smoother and more secure for you.

The ABLOY DOOR HANDLES bring a whole host of styles to your living environment: modern, traditional, youthful – whatever you desire. Small details add the finishing touches to an overall harmonious look. Abloy's range includes handle models designed by its own in-house design department as well as handles by top Finnish designers, such as Alvar Aalto, Harri Koskinen and Timo Sarpaneva.

### TABLE OF CONTENTS

SURFACE FINISHES .....	3
ABLOY DOOR HANDLES	
EXTERIOR AND INTERIOR DOOR HANDLES .....	4
INTERIOR DOOR HANDLES .....	12
HANDLES WITH LONG PLATES .....	14
PANIC BARS .....	16
WINDOW HANDLES, ESCUTCHEONS, COVERPLATES AND TURNING KNOBS .....	18
DOOR HANDLE PLATE SELECTION .....	20
QUICK HANDLE SELECTION .....	22

## Surface finishes

When you're selecting a surface finish and material for a handle, we recommend taking into account not only the overall appearance of the space, but also the operating conditions of the handle and the amount of wear it has to withstand.

## Our range includes

- Brass handles which we recommend for use in exterior doors in residential buildings, in public spaces and high traffic doors.
- Stainless steel handles which are suitable for use in both exterior and interior doors in residential buildings, for example.
- Aluminium handles for interior doors in public spaces.
- Zinc handles which are suitable for light interior doors.

To make it easier to find handles in the range, we have created a quick selection table which you can use to check the features available with your favourite handle.



### ANTIMICROBIAL ABLOY® ACTIVE

ACTIVE-coating on all painted door fittings!

ABLOY ACTIVE kills 99 % of the most common bacteria and is also effective in combating MRSA.

The products in this brochure are available in all RAL colour chart shades to special order.



CHROME  
(CR)



SATIN CHROME  
(HCR)



ABLOY® ACTIVE

POLISHED BRASS  
(KILA)



ABLOY® ACTIVE

BRUSHED BRASS  
(HALA)



ABLOY® ACTIVE

WHITE  
(VAL RAL9010)



ABLOY® ACTIVE

BLACK  
(MUS RAL9005)




ABLOY® ACTIVE

ALUMINIUM GREY  
(HAR RAL9006)



ABLOY® ACTIVE

GRAPHITE  
(GRA RAL790-M)



STAINLESS STEEL /  
BRUSHED NICKEL  
(RST/NIHA)

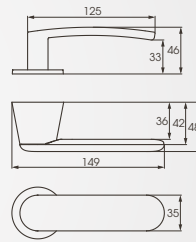


ANODIZED ALUMINIUM  
(AHO)

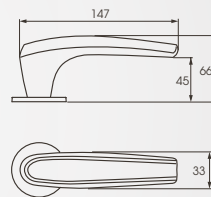


# **ABLOY® EXTERIOR AND INTERIOR DOOR HANDLES**

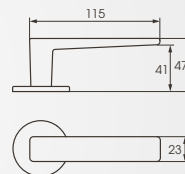
Our range of exterior and interior door handles includes products suited to both classic and modern design. Strong return springs facilitate the opening and closing of the door and help to keep the handle in the correct position.

**DESIGN HARRI KOSKINEN****ABLOY® DOMUS 12**

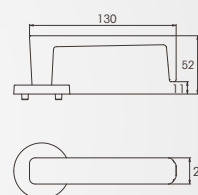
The inside handle is an ABLOY POLAR handle or alternatively any other handle you'd like.

**DESIGN JANNE LOISKE****ABLOY® DUETTO 8**

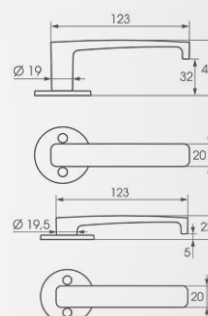
This traditional and stylish DUETTO handle is a combination of classic and distinctive design. The handle is equipped with color panel which can withstand sub-zero temperatures and UV radiation. Panel color options: brown, red, green, blue, light and dark grey.

**ABLOY® FORUM 4**

Minimalist, elegant handle is a high-quality and durable solution for new and renovated spaces.

**ABLOY® FORUM EXIT 4**

ABLOY FORUM 4 and ABLOY FORUM EXIT 4 are also available in stainless steel.

**ABLOY® PRIME 15**

Durable brass-based handle available with multiple surface treatments. Handle also available in low model DH315.

**ABLOY® ONCUT 5**

This extremely discreet and elegant handle is a pleasure to look at and use. The handle is suitable for use in public and residential buildings.

DESIGN  
PASI  
PÄNKÄLÄINEN



**ABLOY® JOUSI 25**

DESIGN  
TIMO SARPANEVA



**ABLOY® CONSUL 110**

DESIGN  
HEIKKI SIREN



**ABLOY® PARLAMENT 2**



**ABLOY® POLAR 6**

DESIGN  
HARRI KOSKINEN



**ABLOY® PARLAMENT 22**

Surfaces page 23



**ABLOY® POLAR EXIT 6**

DESIGN  
HARRI KOSKINEN



**ABLOY® PRESTO 3-16**





**DID YOU KNOW THAT ABLOY HANDLES  
CAN BE INSTALLED ANYWHERE,  
REGARDLESS OF DOOR THICKNESS?**



ABLOY® PRESTO 3-16S



ABLOY® PUKINSARVI 180



ABLOY® PRESTO 3-16SS



ABLOY® TUNNE 3


DESIGN  
MIKKEL MÄLL



ABLOY® PRESTO 3-16XS



ABLOY® 6647




ABLOY® PRESTO 3-20



ABLOY® ELBOW HANDLE 29








**DID YOU KNOW THAT YOU CAN ALSO FIND  
SUITABLE INTERIOR ACCESSORIES  
IN THE ABLOY RANGE?**




ABLOY® AALTO 1

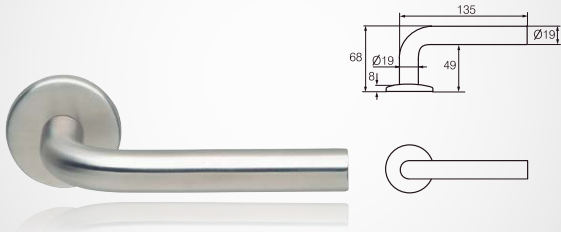
DESIGN ALVAR AALTO



ABLOY® INOXI 3-19



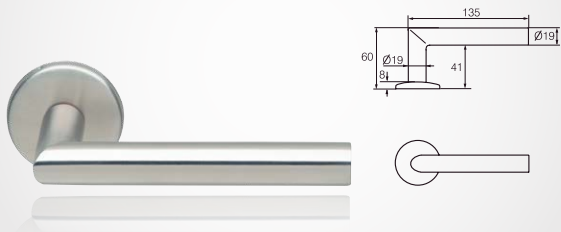
ABLOY® INOXI 3-19S



ABLOY® INOXI 3-19K



ABLOY® INOXI 3-19SS



Made of stainless steel, ABLOY INOXI handles are a durable handle option. The simple, elegant design of these handle models provides a touch of luxury to your interior design.



DID YOU KNOW THAT YOU CAN  
FIND DOOR PULLS IN THE ABLOY  
INOXI -SERIES?





# ABLOY® INTERIOR DOOR HANDLES

Interior door handles are smaller and more delicate handles than their exterior counterparts, and are designed specifically for interior use. These door handles are made of zinc, which is especially suitable for indoor use. Our wide range of interior door handles also includes handles made from other materials, making for a versatile range of design solutions.

### ABLOY® ENTER 10

DESIGN  
RISTOMATTI RATIA



### ABLOY® POLAR 6



### ABLOY® FORUM 4



### ABLOY® POLARITA 16

DESIGN  
TAPANI HOLMA



### ABLOY® INTERIA 19



### ABLOY® PRIME 15





**ABLOY®**  
**HANDLES WITH**  
**LONG PLATES**

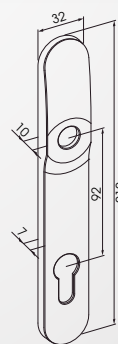
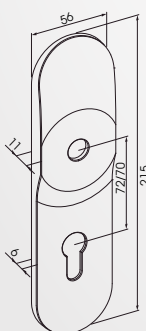




**ABLOY® LONG PLATE, PLATE TYPES:**

**242 FOR  
SOLID DOORS**

**2750 FOR NARROW  
PROFILE DOORS**



# ABLOY® PANIC BARS

## CONVENIENT EXIT SOLUTION

Panic bar solution keeps the door closed and locked from the outside but allow for hands-free, convenient exit from the inside. ABLOY PANIC BARS are tested clearly above requirements of the EN 1125 standard. Panic bars can be used with either single or double door solutions and with mechanical or electromechanical lock cases.

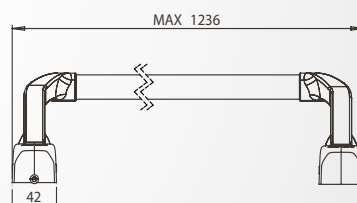


## EXIT SOLUTION FOR SCANDINAVIAN RANGE

PBE001 for wooden, metal or narrow stile doors. The outside lever handle must be selected separately.

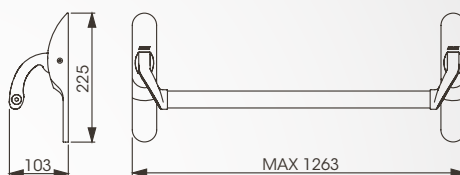
PBE002 for wooden and metal doors. Includes an external anti-burglar plate.

PBE003 for narrow stile doors. Includes an external anti-burglar plate.

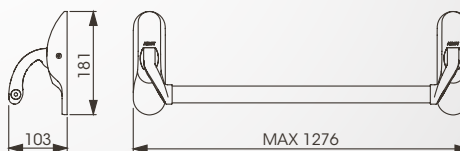


## EXIT SOLUTION FOR DIN RANGE

PBE011 for narrow stile doors



PBE011 for wooden and metal doors



The panic bar rail surface finish is stainless steel and the rail's standard length is 1150 mm.  
Panic bars are available in ABLOY COLORS with ACTIVE-coating!

**ABLOY®**  
**ACTIVE**

# ABLOY® WINDOW HANDLES, ESCUTCHEONS, COVERPLATES AND TURNING KNOBS

**ABLOY® PRIME 55**



**ABLOY® WF 56**



**ABLOY®  
WF062, WF152, WF063, WF153, WF0625**



**ABLOY®  
WINDOW KEY WF56**



## ESCUTCHEONS **ABLOY®** LH001

LH001 A  
escutcheon



LH001 P  
coverplate



LH001  
turning knob



LH001 PZ  
escutcheon



## ESCUTCHEONS **ABLOY®** LH002

LH002 A  
escutcheon



LH002 P  
coverplate



LH002  
turning knob



LH002 PZ  
escutcheon



## ESCUTCHEONS **ABLOY®** LH007

LH007 P  
coverplate



LH007  
turning knob



LH0340  
turning knob



## ESCUTCHEONS **ABLOY®** LH008

LH008 A  
escutcheon



LH008 P  
coverplate



## ESCUTCHEONS **ABLOY®** LH042 PZ



## ESCUTCHEONS **ABLOY®** LH075 PZ



## ESCUTCHEONS **ABLOY®** LH242/115



## ESCUTCHEONS **ABLOY®** LH2750/115

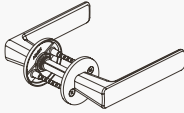
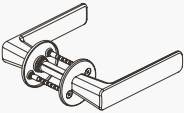
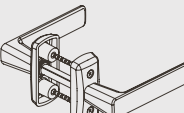
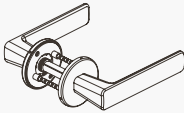
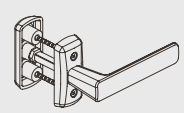
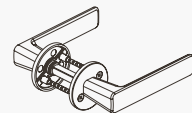
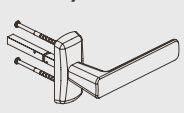


# ABLOY® door handle plate

Use this table to find suitable escutcheon for your door handles.

Scandinavian: 001, 002, 008, 007, 0650, 0630, 0651, 030, 032, 0321

DIN: 002, 0750, 0730, 0751, 040, 042, 0421

	<div> <b>LOW TRAFFIC</b>            Light interior doors in real estateor         </div> <div> <b>ESCUTCHEON SC/DIN</b> </div>	<div> <b>MEDIUM TRAFFIC</b>            Exterior door in private properties            Interior doors in public buildings         </div> <div> <b>ESCUTCHEON SC/DIN</b> </div>
<b>007-PLATE</b> Wooden or metal door plate made of brass to the most common targets.		007 
<b>001-PLATE</b> Wooden or metal door plate made of steel for handle pair light interior door. and interior doors.	001 	0650 / 0750 
<b>002-PLATE</b> Wooden door plate made of stainless steel or brass for light exterior and interior doors.	002 	0630 / 0730 
<b>008-PLATE</b> Wooden door plate made of zinc suits for light interior doors.	008 	0651 / 0751 
	Material: Brass, steel, stainless steel or zinc.	Material: Brass, stainless steel.



## HIGH TRAFFIC

For high-traffic exterior and interior doors

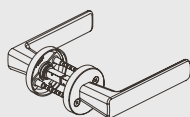
### ESCUTCHEON SC/DIN

## EXIT

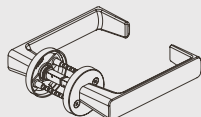
Doors on escape routes

### ESCUTCHEON FOR THE EXIT HANDLES SC/DIN

032 / 042



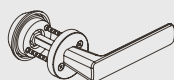
032 / 042



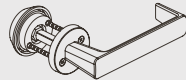
#### 032 / 042 -PLATE

Wooden or metal door plate for handle pair with high traffic doors or doors on escape routers.

030 / 040



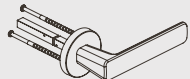
030 / 040



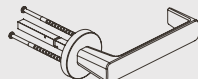
#### 030 / 040 -PLATE

Wooden or metal door plate for pull operated lock cases with inside handle indication.

0321 / 0421



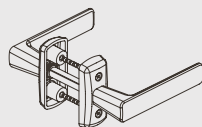
0321 / 0421



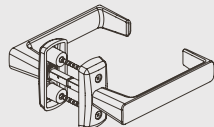
#### 0321 / 0421 -PLATE

Wooden or metal plate door for door handle on outside, with inside panic bar.

0650 / 0750



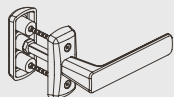
0650 / 0750



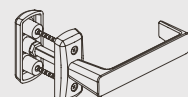
#### 0650 / 0750 -PLATE

Narrow stile door plate for handle pair.

0630 / 0730



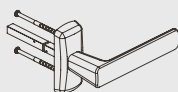
0630 / 0730



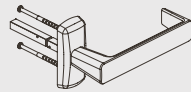
#### 0630 / 0730 -PLATE

Narrow stile door plate for pull operated lock cases with inside handle indication.

0651 / 0751



0651 / 0751


























#### 0651 / 0751 -PLATE

Narrow stile door plate for door handle on outside, with inside panic.

Material: Brass, stainless steel.

Material: Brass, stainless steel.

# ABLOY® quick selection table for handles

PRODUCT CODE	HANDLE		MATERIAL	SURFACE FINISHES													
				CR	HCr	KiLa	HaLa	Val	Mus	Har	Gra	Aho	Rst / NiHa	Special	EN179		
DH001	AALTO1		Al					X	X	X	X	X					
DH002	PARLAMENT 2		Ms	X	X	X		X	X	X	X			X			
DH003	TUNNE 3		Ms	X	X	X	X	X	X	X	X			X			
DH004	FORUM 4		Ms	X	X	X	X	X	X	X	X		X	X			
DH005	ONCUT 5		Ms	X	X	X	X	X	X	X	X			X			
DH006	POLAR 6		Ms	X	X	X	X	X	X	X	X			X			
DH008	DUETTO 8		Ms	X	X	X	X	X	X	X	X			X			
DH012	DOMUS12		Ms	X	X	X	X	X	X	X	X			X			
DH015	PRIME 15		Ms	X	X	X	X	X	X	X	X			X			
DH022	PARLAMENT 22		Ms	X	X	X		X	X	X	X			X			
DH025	JOUSI 25		Ms	X	X	X	X	X	X	X	X			X			
DH029	ELBOW HANDLE		Al					X	X	X	X	X		X			
DH047	6647		Ms	X	X	X	X	X	X	X	X			X			
DH050	PRESTO 3-16		Ms	X	X	X		X	X	X	X			X			
DH051	PRESTO 3-16S		Ms	X	X	X		X	X	X	X			X			
DH052	PRESTO 3-16SS		Ms	X	X	X		X	X	X	X			X			
DH053	PRESTO 3-16XS		Ms	X	X	X		X	X	X	X			X			
DH060	PRESTO 3-20		Al	X				X	X	X	X	X		X			
DH070	INOXI 3-19		Rst										X				
DH071	INOXI 3-19S S		Rst										X				
DH072	INOXI 3-19SS		Rst										X				
DH073	INOXI 3-19K		Rst										X				
DH110	CONSUL 110		Ms	X	X	X	X	X	X	X	X			X			
DH180	PUKINSARVI 180		Ms	X	X	X		X	X	X	X			X			
EH004	FORUM 4 EXIT		Ms	X	X	X	X	X	X	X	X		X	X		X	
EH006	POLAR 6 EXIT		Ms	X	X	X	X	X	X	X	X			X		X	
EH060	PRESTO 3-20 EXIT		Al	X				X	X	X	X	X		X		X	
EH070	INOXI 3-19 EXIT		Rst										X			X	
EH073	INOXI 3-19K		Rst										X			X	

PRODUCT CODE	HANDLE	MATERIAL	SURFACE FINISHES											
					ABLOY® ACTIVE	ABLOY® ACTIVE	ABLOY® ACTIVE	ABLOY® ACTIVE	ABLOY® ACTIVE	ABLOY® ACTIVE	ABLOY® ACTIVE			
			CR	HCr	KiLa	HaLa	Val	Mus	Har	Gra	Aho	Rst / NiHa	Special	EN179
DH004	FORUM 4 / 008 	Zn	X	X			X	X	X	X				
DH006	POLAR 6 / 008 	Zn	X	X			X	X	X	X				
DH010	ENTER 10 / 001 	Zn	X	X			X	X	X	X				
DH015	PRIME 15 / 001 	Zn	X	X			X	X	X	X				
DH016	POLARITA 16 / 001 	Zn	X	X			X	X	X	X				
DH019	INTERIA 19 / 001 	Zn	X	X			X	X	X	X				

PRODUCT CODE		SURFACE FINISHES											
				ABLOY® ACTIVE	ABLOY® ACTIVE	ABLOY® ACTIVE	ABLOY® ACTIVE	ABLOY® ACTIVE	ABLOY® ACTIVE				
		CR	HCr	KiLa	HaLa	Val	Mus	Har	Gra	Aho	Rst / NiHa	Special	EN1125
													
PBE001-PBE003		X	X			X	X	X	X		X		X
PBE011		X	X			X	X	X	X		X		X

PRODUCT CODE	HANDLE LONG PLATE	SURFACE FINISHES											
				ABLOY® ACTIVE	ABLOY® ACTIVE	ABLOY® ACTIVE	ABLOY® ACTIVE	ABLOY® ACTIVE	ABLOY® ACTIVE				
		CR	HCr	KiLa	HaLa	Val	Mus	Har	Gra	Aho	Rst / NiHa	Special	EN179
													
DH006	POLAR 6 	X	X			X	X	X	X				
EH006	POLAR 6 EXIT 	X	X			X	X	X	X				X
DH070	INOXI 3-19 										X		
EH070	INOXI 3-19 EXIT 										X		X
DH004	FORUM 4 	X	X			X	X	X	X		X		
EH004	FORUM 4 EXIT 	X	X			X	X	X	X		X		X

## ABLOY® PARLEMENT 22

Surfaces		
Body	Handle part	Knob
Cr	Cr, HCr	Cr, HCr
HCr	Cr, HCr	Cr, HCr
KiLa	Cr, HCr	Cr, HCr
Val	Cr, HCr	Cr, HCr
Mus	Cr, HCr	Cr, HCr
Har	Cr, HCr	Cr, HCr
Gra	Cr, HCr	Cr, HCr

Surfaces	
Body	Handle part+Knob
Cr	KiLa, Val, Mus, Har, Gra
HCr	KiLa, Val, Mus, Har, Gra
KiLa	KiLa, Val, Mus, Har, Gra
Val	KiLa, Val, Mus, Har, Gra
Mus	KiLa, Val, Mus, Har, Gra
Har	KiLa, Val, Mus, Har, Gra
Gra	KiLa, Val, Mus, Har, Gra



8803309 | 03/2023

ABLOY offers security and locking innovations dedicated to creating more trust in the world. Combining digital and mechanical expertise, Abloy Oy develops industry-leading security solutions that protect people, property and business. Abloy is part of the ASSA ABLOY Group, the global leader in access solutions. Every day, we help billions of people experience a more open world.

Abloy Oy  
Wahlforssinkatu 20  
P.O.Box 108  
FI-80101 Joensuu | Finland  
Tel. + 358 20 599 2501  
Abloy.com

Abloy maintains Product Security Center at [www.abloy.com/securitycenter](http://www.abloy.com/securitycenter). We recommend that You check the Center on a regular basis in order to be fully informed of product security updates, so that your knowledge of our products remains optimal.

It is the customer's responsibility to define the required level of security, whilst taking into consideration relevant factors for its operations. To achieve the overall level of security required in the customer's operations multiple layers of security must be in place. These include for example locking system, key management system, access management, CCTV and alarm system as well as physical security in a manner and level specified by the customer.

This content is protected by Intellectual Property Rights Laws. The title to the content shall not pass to you, and instead shall remain with Abloy Oy or a third party holding the title. Abloy develops continuously the products and solutions offered. Therefore, the information contained in the document is subject to change without notice. ABLOY PROVIDES THIS CONTENT ON AN "AS IS" BASIS WITHOUT ANY WARRANTIES OF ANY KIND EXPRESS, IMPLIED, OR STATUTORY."

