

# ABLOY<sup>®</sup> NOVEL

EUROPROFILE DIN CYLINDERS



**ABLOY<sup>®</sup> NOVEL** DIN *Europrofile*  
*Door Cylinders are used in lock cases*  
*conforming to DIN Standard 18251.*

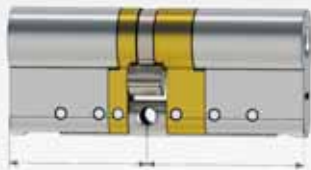
## CONSTRUCTION

Cylinder housing	CY320 series Brass
Cylinder housing	CY330 series exterior housings Case Hardened Steel
Cylinder drum	Brass
Discs and washers	Tin bronze
Number of discs	11

## EXTENSION PIECE SYSTEM

The modular extension piece system enables easy adjustment of the cylinder length even during installation.

Cylinder length is adjustable in 5mm increments up to 50mm extension and in 10mm increments up to 100mm extension.



## CAM POSITION

Easily adjustable cam enables eight different cam positions to allow different lock case functions.

\*) 120° free movement

\*\*\*) Options: Solid or 35° free movement



## FINISHES AVAILABLE



Bright Chrome



Satin Chrome



Bright Brass



Brushed Nickel

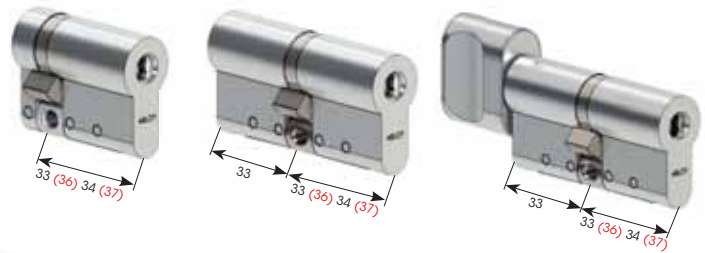


www.abloy.com

Abloy Oy  
Wahlforssinkatu 20  
P.O. Box 108  
FI-80101 JOENSUU  
FINLAND  
Tel. +358 20 599 2501  
Fax +358 20 599 2209



SINGLE CYLINDERS	DOUBLE CYLINDERS	CYLINDER WITH THUMBTURN
CY321U (33)	CY322U (33)	CY323U (33)
CY331U (34)	CY332U (34)	CY333U (34)
CY326U (36)	CY327U (36)	CY328U (36)
CY336U (37)	CY337U (37)	CY338U (37)



## SECURITY CYLINDER RINGS



CH101 for wooden doors



CH102 for narrow stile doors

## CAMS

808050  
Cam 9mm



808810  
Cam 7,5mm



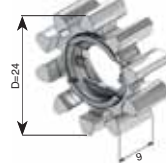
812264  
Cam thin



814037 \*)  
Lazy cam



814823 \*\*)  
Gear cam with 10 teeth



812504 \*\*)  
Gear cam with 10 teeth

